

**Western Blvd - Pershing Road - TMC**

Tue Apr 11, 2023

Full Length (12 AM-12 AM (+1))

All Classes (Lights, Articulated Trucks, Buses and Single-Unit Trucks, Pedestrians, Bicycles on Road, Bicycles on Crosswalk)

All Movements

ID: 1056994, Location: 41.823085, -87.684218

Provided by: Fish Transportation Group Inc.

1950 N Washington Street, Suite 211,

Naperville, IL, 60563, US

Leg Direction	Western Blvd Southbound						Pershing Road Westbound						Western Blvd Northbound						Pershing Road Eastbound						Int
	R	T	L	U	App	Ped*	R	T	L	U	App	Ped*	R	T	L	U	App	Ped*	R	T	L	U	App	Ped*	
2023-04-11 12:00AM	2	98	6	0	<b>106</b>	2	11	35	21	0	<b>67</b>	1	10	66	2	0	<b>78</b>	0	2	17	2	0	<b>21</b>	0	<b>272</b>
1:00AM	1	75	3	0	<b>79</b>	1	9	31	10	0	<b>50</b>	1	10	32	5	0	<b>47</b>	1	5	16	0	0	<b>21</b>	0	<b>197</b>
2:00AM	0	46	4	0	<b>50</b>	0	3	16	9	0	<b>28</b>	0	14	34	1	0	<b>49</b>	0	0	26	3	0	<b>29</b>	0	<b>156</b>
3:00AM	0	41	5	0	<b>46</b>	0	8	19	10	0	<b>37</b>	0	9	102	4	0	<b>115</b>	0	1	31	1	0	<b>33</b>	0	<b>231</b>
4:00AM	1	90	11	0	<b>102</b>	0	9	30	8	0	<b>47</b>	2	43	271	2	0	<b>316</b>	0	7	76	1	0	<b>84</b>	0	<b>549</b>
5:00AM	1	219	42	0	<b>262</b>	5	26	72	24	0	<b>122</b>	2	77	593	14	0	<b>684</b>	3	18	170	3	0	<b>191</b>	0	<b>1259</b>
6:00AM	1	267	61	0	<b>329</b>	10	71	133	40	0	<b>244</b>	13	111	870	23	0	<b>1004</b>	3	31	213	10	0	<b>254</b>	0	<b>1831</b>
7:00AM	5	460	110	0	<b>575</b>	8	149	354	92	0	<b>595</b>	9	130	1009	53	0	<b>1192</b>	15	56	307	40	0	<b>403</b>	0	<b>2765</b>
8:00AM	4	431	98	0	<b>533</b>	15	166	304	85	0	<b>555</b>	7	105	997	42	0	<b>1144</b>	7	54	306	24	0	<b>384</b>	0	<b>2616</b>
9:00AM	6	410	58	0	<b>474</b>	13	120	240	84	0	<b>444</b>	7	80	733	38	0	<b>851</b>	5	43	189	8	0	<b>240</b>	1	<b>2009</b>
10:00AM	1	379	41	0	<b>421</b>	11	76	202	94	0	<b>372</b>	6	83	515	34	0	<b>632</b>	1	40	160	5	0	<b>205</b>	1	<b>1630</b>
11:00AM	8	417	49	0	<b>474</b>	13	70	231	102	0	<b>403</b>	10	66	518	38	0	<b>622</b>	13	52	174	3	0	<b>229</b>	1	<b>1728</b>
12:00PM	14	449	53	0	<b>516</b>	10	87	269	128	0	<b>484</b>	13	71	498	34	0	<b>603</b>	3	58	203	3	0	<b>264</b>	0	<b>1867</b>
1:00PM	14	494	79	0	<b>587</b>	15	120	271	120	0	<b>511</b>	20	75	610	50	0	<b>735</b>	5	73	167	12	0	<b>252</b>	0	<b>2085</b>
2:00PM	23	820	97	5	<b>945</b>	24	149	459	179	0	<b>787</b>	16	93	709	59	0	<b>861</b>	17	47	201	6	2	<b>256</b>	0	<b>2849</b>
3:00PM	26	1149	135	0	<b>1310</b>	32	153	499	232	0	<b>884</b>	20	139	719	60	0	<b>918</b>	45	90	196	10	0	<b>296</b>	0	<b>3408</b>
4:00PM	35	1200	101	0	<b>1336</b>	19	144	596	240	0	<b>980</b>	20	105	708	58	0	<b>871</b>	17	58	232	7	0	<b>297</b>	0	<b>3484</b>
5:00PM	33	1047	87	0	<b>1167</b>	32	160	565	235	0	<b>960</b>	21	96	702	49	0	<b>847</b>	9	77	193	11	0	<b>281</b>	0	<b>3255</b>
6:00PM	6	721	65	0	<b>792</b>	45	155	400	204	0	<b>759</b>	28	123	493	32	0	<b>648</b>	6	59	177	9	0	<b>245</b>	0	<b>2444</b>
7:00PM	4	476	50	0	<b>530</b>	32	89	265	154	0	<b>508</b>	11	84	343	28	0	<b>455</b>	7	48	169	5	0	<b>222</b>	0	<b>1715</b>
8:00PM	1	373	49	1	<b>424</b>	20	61	229	122	0	<b>412</b>	13	60	324	14	0	<b>398</b>	5	37	128	7	0	<b>172</b>	0	<b>1406</b>
9:00PM	5	323	33	0	<b>361</b>	3	34	151	81	0	<b>266</b>	6	66	229	13	0	<b>308</b>	2	32	122	2	0	<b>156</b>	1	<b>1091</b>
10:00PM	2	254	13	0	<b>269</b>	6	39	109	76	0	<b>224</b>	2	22	169	10	0	<b>201</b>	1	22	64	2	0	<b>88</b>	1	<b>782</b>
11:00PM	2	191	6	0	<b>199</b>	1	16	75	47	0	<b>138</b>	1	18	94	6	0	<b>118</b>	0	7	39	4	0	<b>50</b>	0	<b>505</b>
<b>Total</b>	195	10430	1256	6	<b>11887</b>	317	1925	5555	2397	0	<b>9877</b>	229	1690	11338	669	0	<b>13697</b>	165	917	3576	178	2	<b>4673</b>	5	<b>40134</b>
<b>% Approach</b>	1.6%	87.7%	10.6%	0.1%	-	-	19.5%	56.2%	24.3%	0%	-	-	12.3%	82.8%	4.9%	0%	-	-	19.6%	76.5%	3.8%	0%	-	-	-
<b>% Total</b>	0.5%	26.0%	3.1%	0%	<b>29.6%</b>	-	4.8%	13.8%	6.0%	0%	<b>24.6%</b>	-	4.2%	28.3%	1.7%	0%	<b>34.1%</b>	-	2.3%	8.9%	0.4%	0%	<b>11.6%</b>	-	-
<b>Lights</b>	186	10227	1155	6	<b>11574</b>	-	1801	5227	2363	0	<b>9391</b>	-	1651	11148	643	0	<b>13442</b>	-	880	3297	170	2	<b>4349</b>	-	38756
<b>% Lights</b>	95.4%	98.1%	92.0%	100%	<b>97.4%</b>	-	93.6%	94.1%	98.6%	0%	<b>95.1%</b>	-	97.7%	98.3%	96.1%	0%	<b>98.1%</b>	-	96.0%	92.2%	95.5%	100%	<b>93.1%</b>	-	96.6%
<b>Articulated Trucks</b>	2	12	13	0	<b>27</b>	-	14	97	6	0	<b>117</b>	-	1	8	1	0	<b>10</b>	-	2	80	0	0	<b>82</b>	-	236
<b>% Articulated Trucks</b>	1.0%	0.1%	1.0%	0%	<b>0.2%</b>	-	0.7%	1.7%	0.3%	0%	<b>1.2%</b>	-	0.1%	0.1%	0.1%	0%	<b>0.1%</b>	-	0.2%	2.2%	0%	0%	<b>1.8%</b>	-	0.6%
<b>Buses and Single-Unit Trucks</b>	3	188	88	0	<b>279</b>	-	110	225	26	0	<b>361</b>	-	36	179	25	0	<b>240</b>	-	33	194	3	0	<b>230</b>	-	1110
<b>% Buses and Single-Unit Trucks</b>	1.5%	1.8%	7.0%	0%	<b>2.3%</b>	-	5.7%	4.1%	1.1%	0%	<b>3.7%</b>	-	2.1%	1.6%	3.7%	0%	<b>1.8%</b>	-	3.6%	5.4%	1.7%	0%	<b>4.9%</b>	-	2.8%
<b>Bicycles on Road</b>	4	3	0	0	<b>7</b>	-	0	6	2	0	<b>8</b>	-	2	3	0	0	<b>5</b>	-	2	5	5	0	<b>12</b>	-	32
<b>% Bicycles on Road</b>	2.1%	0%	0%	0%	<b>0.1%</b>	-	0%	0.1%	0.1%	0%	<b>0.1%</b>	-	0.1%	0%	0%	0%	<b>0%</b>	-	0.2%	0.1%	2.8%	0%	<b>0.3%</b>	-	0.1%
Pedestrians	-	-	-	-	-	258	-	-	-	-	-	137	-	-	-	-	-	156	-	-	-	-	-	4	-
<b>% Pedestrians</b>	-	-	-	-	-	-81.4%	-	-	-	-	-	-59.8%	-	-	-	-	-	-94.5%	-	-	-	-	-	-80.0%	-
Bicycles on Crosswalk	-	-	-	-	-	59	-	-	-	-	-	92	-	-	-	-	-	9	-	-	-	-	-	1	-
<b>% Bicycles on Crosswalk</b>	-	-	-	-	-	-18.6%	-	-	-	-	-	-40.2%	-	-	-	-	-	-5.5%	-	-	-	-	-	-20.0%	-

\*Pedestrians and Bicycles on Crosswalk. L: Left, R: Right, T: Thru, U: U-Turn

**Western Blvd - Pershing Road - TMC**

Tue Apr 11, 2023

Full Length (12 AM-12 AM (+1))

All Classes (Lights, Articulated Trucks, Buses and Single-Unit Trucks, Pedestrians, Bicycles on Road, Bicycles on Crosswalk)

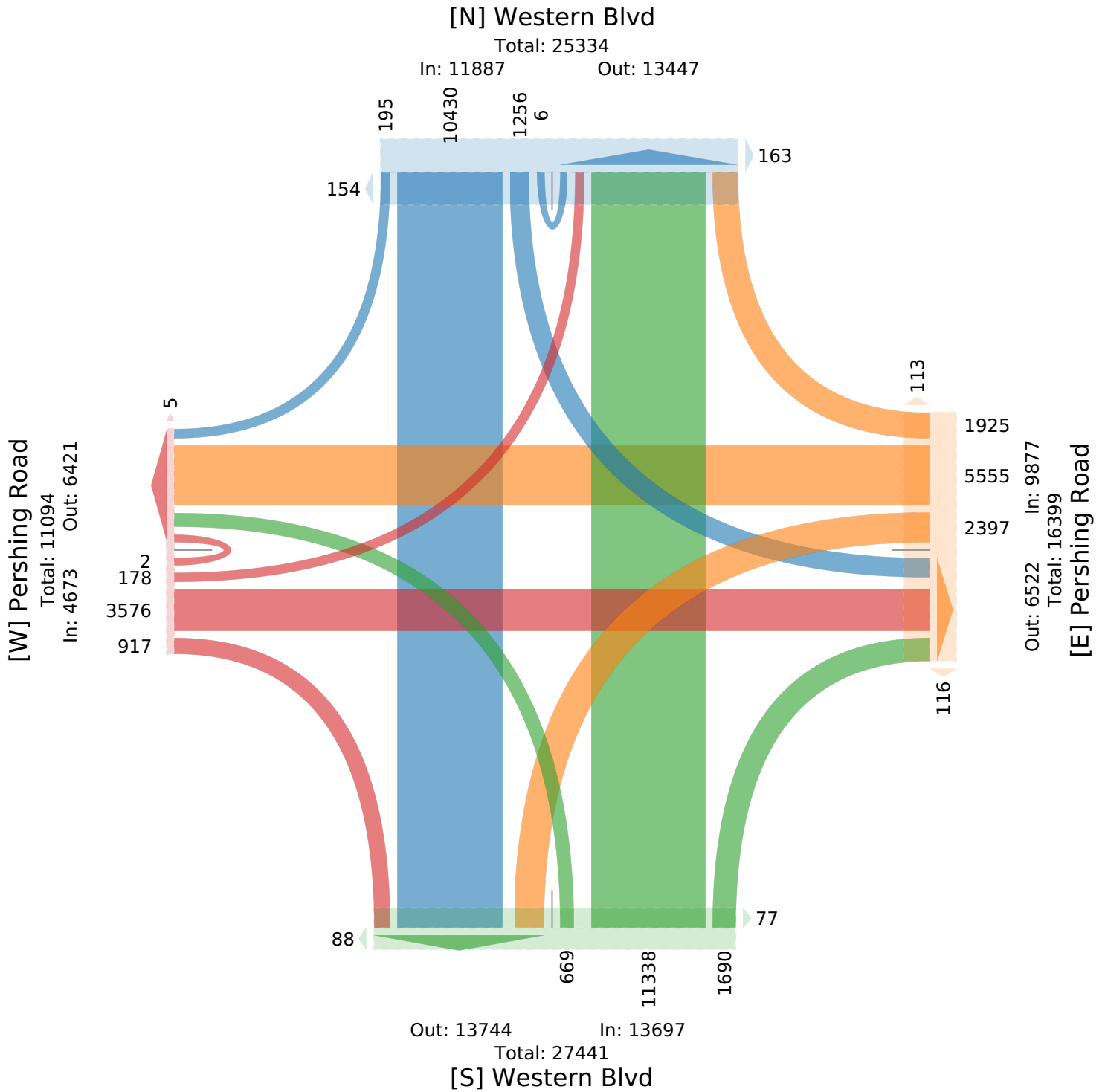
All Movements

ID: 1056994, Location: 41.823085, -87.684218

Provided by: Fish Transportation Group Inc.

1950 N Washington Street, Suite 211,

Naperville, IL, 60563, US



**Western Blvd - Pershing Road - TMC**

Tue Apr 11, 2023

AM Peak (7:30 AM - 8:30 AM)

All Classes (Lights, Articulated Trucks, Buses and Single-Unit Trucks, Pedestrians, Bicycles on Road, Bicycles on Crosswalk)

All Movements

ID: 1056994, Location: 41.823085, -87.684218

Provided by: Fish Transportation Group Inc.

1950 N Washington Street, Suite 211,

Naperville, IL, 60563, US

Leg Direction	Western Blvd Southbound						Pershing Road Westbound						Western Blvd Northbound						Pershing Road Eastbound						
Time	R	T	L	U	App	Ped*	R	T	L	U	App	Ped*	R	T	L	U	App	Ped*	R	T	L	U	App	Ped*	Int
2023-04-11 7:30AM	1	148	44	0	193	1	34	89	20	0	143	1	31	253	14	0	298	6	17	70	13	0	100	0	734
7:45AM	2	126	33	0	161	2	52	108	27	0	187	4	54	248	19	0	321	6	15	88	9	0	112	0	781
8:00AM	3	118	36	0	157	6	59	108	27	0	194	1	36	249	13	0	298	3	13	83	7	0	103	0	752
8:15AM	1	120	22	0	143	4	43	92	27	0	162	3	21	272	13	0	306	1	14	83	5	0	102	0	713
<b>Total</b>	7	512	135	0	654	13	188	397	101	0	686	9	142	1022	59	0	1223	16	59	324	34	0	417	0	2980
<b>% Approach</b>	1.1%	78.3%	20.6%	0%	-	-	27.4%	57.9%	14.7%	0%	-	-	11.6%	83.6%	4.8%	0%	-	-	14.1%	77.7%	8.2%	0%	-	-	-
<b>% Total</b>	0.2%	17.2%	4.5%	0%	21.9%	-	6.3%	13.3%	3.4%	0%	23.0%	-	4.8%	34.3%	2.0%	0%	41.0%	-	2.0%	10.9%	1.1%	0%	14.0%	-	-
<b>PHF</b>	0.583	0.863	0.767	-	0.846	-	0.797	0.917	0.935	-	0.883	-	0.657	0.939	0.776	-	0.952	-	0.868	0.920	0.654	-	0.931	-	0.953
<b>Lights</b>	6	504	130	0	640	-	175	360	96	0	631	-	139	1010	57	0	1206	-	58	298	34	0	390	-	2867
<b>% Lights</b>	85.7%	98.4%	96.3%	0%	97.9%	-	93.1%	90.7%	95.0%	0%	92.0%	-	97.9%	98.8%	96.6%	0%	98.6%	-	98.3%	92.0%	100%	0%	93.5%	-	96.2%
<b>Articulated Trucks</b>	1	0	0	0	1	-	3	6	2	0	11	-	0	0	0	0	0	-	1	8	0	0	9	-	21
<b>% Articulated Trucks</b>	14.3%	0%	0%	0%	0.2%	-	1.6%	1.5%	2.0%	0%	1.6%	-	0%	0%	0%	0%	0%	-	1.7%	2.5%	0%	0%	2.2%	-	0.7%
<b>Buses and Single-Unit Trucks</b>	0	7	5	0	12	-	10	30	3	0	43	-	3	12	2	0	17	-	0	18	0	0	18	-	90
<b>% Buses and Single-Unit Trucks</b>	0%	1.4%	3.7%	0%	1.8%	-	5.3%	7.6%	3.0%	0%	6.3%	-	2.1%	1.2%	3.4%	0%	1.4%	-	0%	5.6%	0%	0%	4.3%	-	3.0%
<b>Bicycles on Road</b>	0	1	0	0	1	-	0	1	0	0	1	-	0	0	0	0	0	-	0	0	0	0	0	-	2
<b>% Bicycles on Road</b>	0%	0.2%	0%	0%	0.2%	-	0%	0.3%	0%	0%	0.1%	-	0%	0%	0%	0%	0%	-	0%	0%	0%	0%	0%	-	0.1%
Pedestrians	-	-	-	-	-	11	-	-	-	-	-	7	-	-	-	-	-	16	-	-	-	-	-	0	-
<b>% Pedestrians</b>	-	-	-	-	-	84.6%	-	-	-	-	-	77.8%	-	-	-	-	-	100%	-	-	-	-	-	-	-
Bicycles on Crosswalk	-	-	-	-	-	2	-	-	-	-	-	2	-	-	-	-	-	0	-	-	-	-	-	0	-
<b>% Bicycles on Crosswalk</b>	-	-	-	-	-	15.4%	-	-	-	-	-	22.2%	-	-	-	-	-	0%	-	-	-	-	-	-	-

\*Pedestrians and Bicycles on Crosswalk. L: Left, R: Right, T: Thru, U: U-Turn

**Western Blvd - Pershing Road - TMC**

Tue Apr 11, 2023

AM Peak (7:30 AM - 8:30 AM)

All Classes (Lights, Articulated Trucks, Buses and Single-Unit Trucks, Pedestrians, Bicycles on Road, Bicycles on Crosswalk)

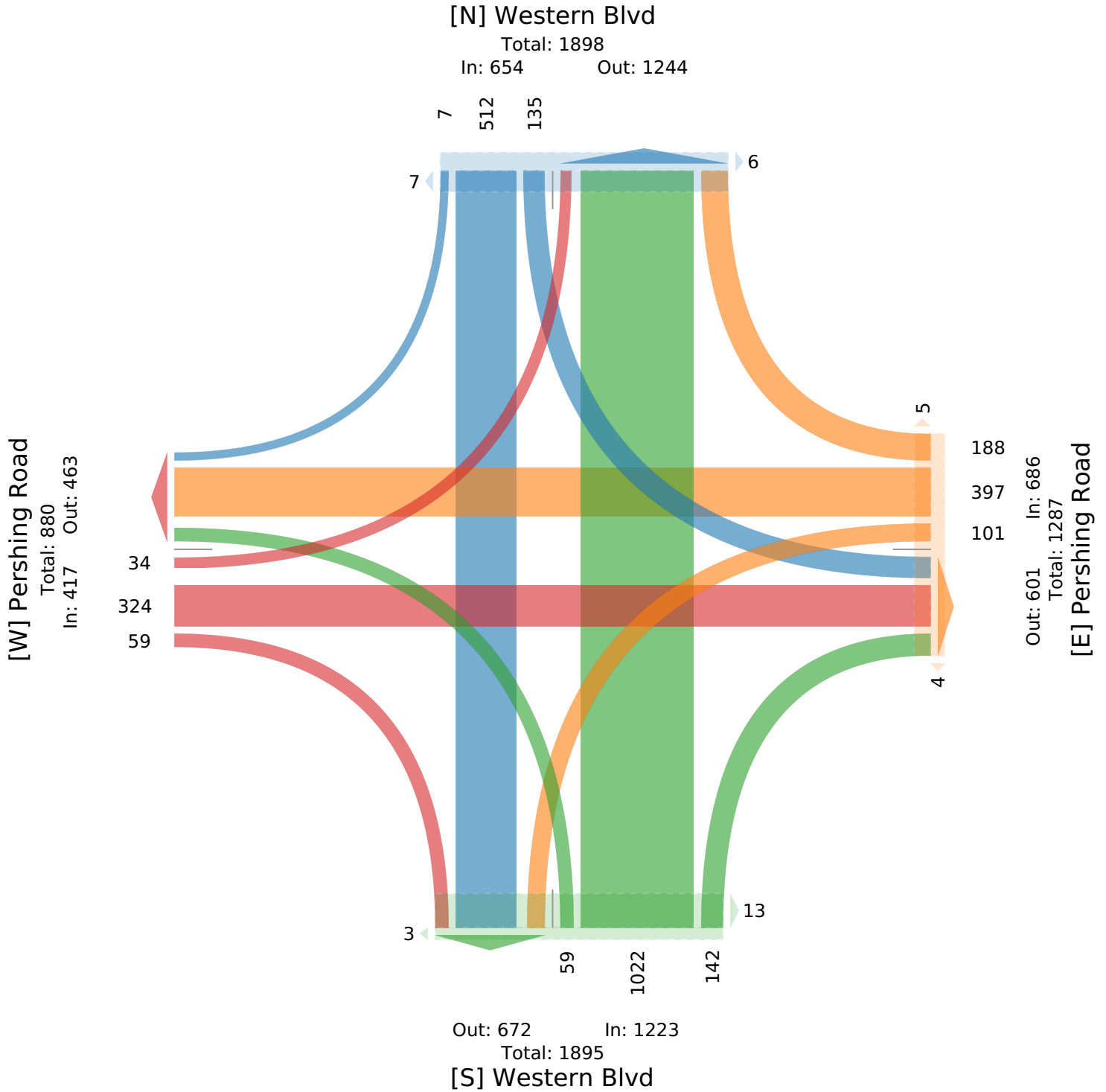
All Movements

ID: 1056994, Location: 41.823085, -87.684218

Provided by: Fish Transportation Group Inc.

1950 N Washington Street, Suite 211,

Naperville, IL, 60563, US



**Western Blvd - Pershing Road - TMC**

Tue Apr 11, 2023

Midday Peak (1 PM - 2 PM)

All Classes (Lights, Articulated Trucks, Buses and Single-Unit Trucks, Pedestrians, Bicycles on Road, Bicycles on Crosswalk)

All Movements

ID: 1056994, Location: 41.823085, -87.684218

Provided by: Fish Transportation Group Inc.

1950 N Washington Street, Suite 211,

Naperville, IL, 60563, US

Leg Direction	Western Blvd Southbound						Pershing Road Westbound						Western Blvd Northbound						Pershing Road Eastbound						
Time	R	T	L	U	App	Ped*	R	T	L	U	App	Ped*	R	T	L	U	App	Ped*	R	T	L	U	App	Ped*	Int
2023-04-11 1:00PM	4	111	21	0	<b>136</b>	3	27	70	27	0	<b>124</b>	2	14	134	13	0	<b>161</b>	3	19	42	3	0	<b>64</b>	0	<b>485</b>
1:15PM	2	117	13	0	<b>132</b>	2	34	54	28	0	<b>116</b>	5	17	150	17	0	<b>184</b>	0	24	55	1	0	<b>80</b>	0	<b>512</b>
1:30PM	2	141	23	0	<b>166</b>	4	31	82	26	0	<b>139</b>	6	22	162	10	0	<b>194</b>	2	18	35	2	0	<b>55</b>	0	<b>554</b>
1:45PM	6	125	22	0	<b>153</b>	6	28	65	39	0	<b>132</b>	7	22	164	10	0	<b>196</b>	0	12	35	6	0	<b>53</b>	0	<b>534</b>
<b>Total</b>	<b>14</b>	<b>494</b>	<b>79</b>	<b>0</b>	<b>587</b>	<b>15</b>	<b>120</b>	<b>271</b>	<b>120</b>	<b>0</b>	<b>511</b>	<b>20</b>	<b>75</b>	<b>610</b>	<b>50</b>	<b>0</b>	<b>735</b>	<b>5</b>	<b>73</b>	<b>167</b>	<b>12</b>	<b>0</b>	<b>252</b>	<b>0</b>	<b>2085</b>
<b>% Approach</b>	2.4%	84.2%	13.5%	0%	-	-	23.5%	53.0%	23.5%	0%	-	-	10.2%	83.0%	6.8%	0%	-	-	29.0%	66.3%	4.8%	0%	-	-	-
<b>% Total</b>	0.7%	23.7%	3.8%	0%	<b>28.2%</b>	-	5.8%	13.0%	5.8%	0%	<b>24.5%</b>	-	3.6%	29.3%	2.4%	0%	<b>35.3%</b>	-	3.5%	8.0%	0.6%	0%	<b>12.1%</b>	-	-
<b>PHF</b>	0.583	0.876	0.859	-	<b>0.884</b>	-	0.882	0.823	0.769	-	<b>0.917</b>	-	0.852	0.930	0.735	-	<b>0.938</b>	-	0.760	0.759	0.550	-	<b>0.784</b>	-	0.940
<b>Lights</b>	13	477	70	0	<b>560</b>	-	113	253	118	0	<b>484</b>	-	74	595	50	0	<b>719</b>	-	69	152	11	0	<b>232</b>	-	1995
<b>% Lights</b>	92.9%	96.6%	88.6%	0%	<b>95.4%</b>	-	94.2%	93.4%	98.3%	0%	<b>94.7%</b>	-	98.7%	97.5%	100%	0%	<b>97.8%</b>	-	94.5%	91.0%	91.7%	0%	<b>92.1%</b>	-	95.7%
<b>Articulated Trucks</b>	0	2	3	0	<b>5</b>	-	0	6	0	0	<b>6</b>	-	0	0	0	0	<b>0</b>	-	0	7	0	0	<b>7</b>	-	18
<b>% Articulated Trucks</b>	0%	0.4%	3.8%	0%	<b>0.9%</b>	-	0%	2.2%	0%	0%	<b>1.2%</b>	-	0%	0%	0%	0%	<b>0%</b>	-	0%	4.2%	0%	0%	<b>2.8%</b>	-	0.9%
<b>Buses and Single-Unit Trucks</b>	1	15	6	0	<b>22</b>	-	7	11	2	0	<b>20</b>	-	1	15	0	0	<b>16</b>	-	4	8	0	0	<b>12</b>	-	70
<b>% Buses and Single-Unit Trucks</b>	7.1%	3.0%	7.6%	0%	<b>3.7%</b>	-	5.8%	4.1%	1.7%	0%	<b>3.9%</b>	-	1.3%	2.5%	0%	0%	<b>2.2%</b>	-	5.5%	4.8%	0%	0%	<b>4.8%</b>	-	3.4%
<b>Bicycles on Road</b>	0	0	0	0	<b>0</b>	-	0	1	0	0	<b>1</b>	-	0	0	0	0	<b>0</b>	-	0	0	1	0	<b>1</b>	-	2
<b>% Bicycles on Road</b>	0%	0%	0%	0%	<b>0%</b>	-	0%	0.4%	0%	0%	<b>0.2%</b>	-	0%	0%	0%	0%	<b>0%</b>	-	0%	0%	8.3%	0%	<b>0.4%</b>	-	0.1%
Pedestrians	-	-	-	-	-	12	-	-	-	-	-	11	-	-	-	-	-	4	-	-	-	-	-	0	-
% Pedestrians	-	-	-	-	-	80.0%	-	-	-	-	-	55.0%	-	-	-	-	-	80.0%	-	-	-	-	-	-	-
Bicycles on Crosswalk	-	-	-	-	-	3	-	-	-	-	-	9	-	-	-	-	-	1	-	-	-	-	-	0	-
% Bicycles on Crosswalk	-	-	-	-	-	20.0%	-	-	-	-	-	45.0%	-	-	-	-	-	20.0%	-	-	-	-	-	-	-

\*Pedestrians and Bicycles on Crosswalk. L: Left, R: Right, T: Thru, U: U-Turn

**Western Blvd - Pershing Road - TMC**

Tue Apr 11, 2023

Midday Peak (1 PM - 2 PM)

All Classes (Lights, Articulated Trucks, Buses and Single-Unit Trucks, Pedestrians, Bicycles on Road, Bicycles on Crosswalk)

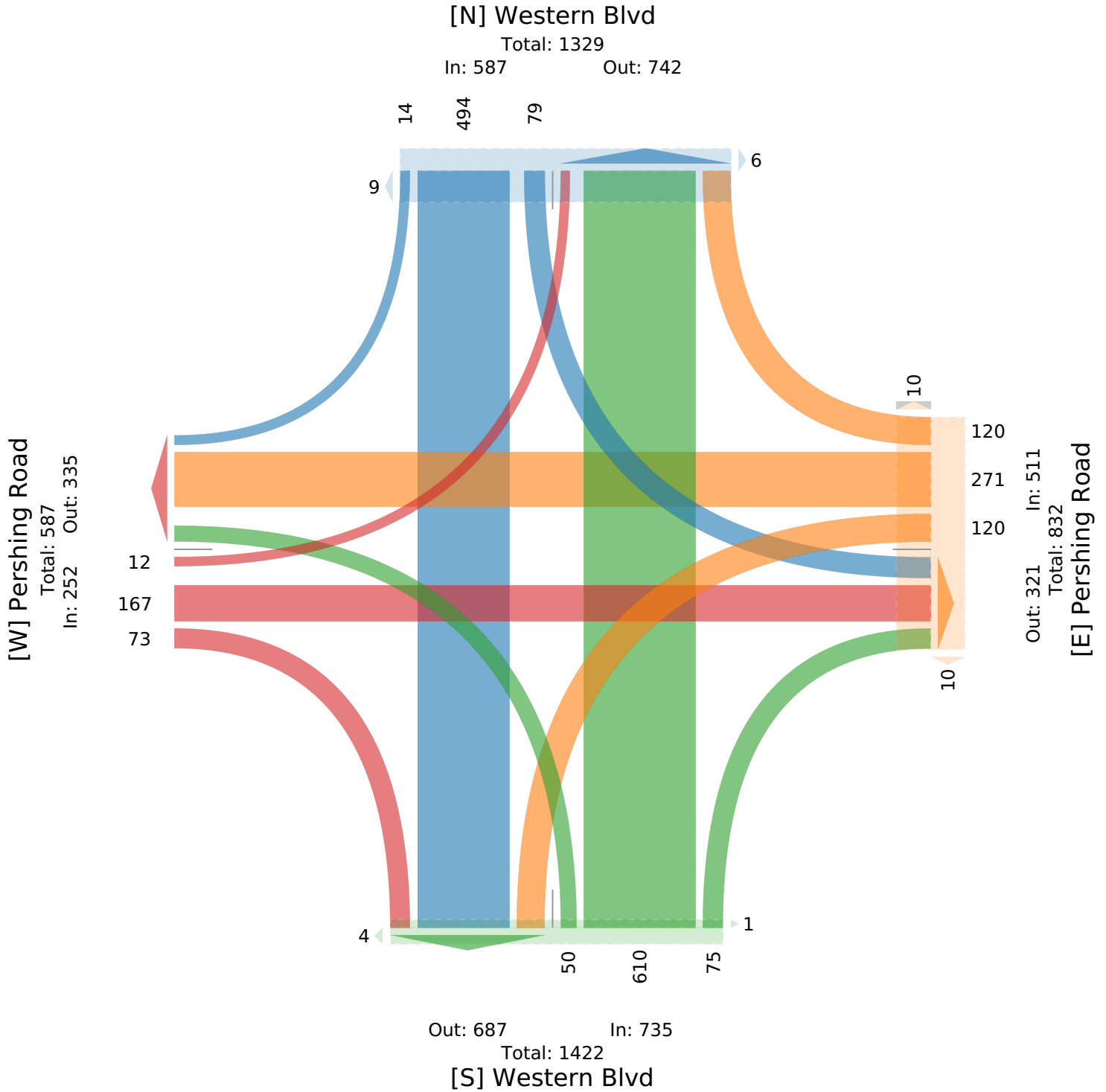
All Movements

ID: 1056994, Location: 41.823085, -87.684218

Provided by: Fish Transportation Group Inc.

1950 N Washington Street, Suite 211,

Naperville, IL, 60563, US



**Western Blvd - Pershing Road - TMC**

Tue Apr 11, 2023

PM Peak (4 PM - 5 PM) - Overall Peak Hour

All Classes (Lights, Articulated Trucks, Buses and Single-Unit Trucks, Pedestrians, Bicycles on Road, Bicycles on Crosswalk)

All Movements

ID: 1056994, Location: 41.823085, -87.684218

Provided by: Fish Transportation Group Inc.

1950 N Washington Street, Suite 211,

Naperville, IL, 60563, US

Leg Direction	Western Blvd Southbound						Pershing Road Westbound						Western Blvd Northbound						Pershing Road Eastbound						
Time	R	T	L	U	App	Ped*	R	T	L	U	App	Ped*	R	T	L	U	App	Ped*	R	T	L	U	App	Ped*	Int
2023-04-11 4:00PM	9	277	24	0	<b>310</b>	3	50	148	57	0	<b>255</b>	4	28	175	17	0	<b>220</b>	7	14	68	2	0	<b>84</b>	0	<b>869</b>
4:15PM	6	268	20	0	<b>294</b>	6	38	148	53	0	<b>239</b>	6	32	172	16	0	<b>220</b>	4	15	61	3	0	<b>79</b>	0	<b>832</b>
4:30PM	9	333	29	0	<b>371</b>	4	27	154	65	0	<b>246</b>	5	25	171	12	0	<b>208</b>	3	12	53	0	0	<b>65</b>	0	<b>890</b>
4:45PM	11	322	28	0	<b>361</b>	6	29	146	65	0	<b>240</b>	5	20	190	13	0	<b>223</b>	3	17	50	2	0	<b>69</b>	0	<b>893</b>
<b>Total</b>	<b>35</b>	<b>1200</b>	<b>101</b>	<b>0</b>	<b>1336</b>	<b>19</b>	<b>144</b>	<b>596</b>	<b>240</b>	<b>0</b>	<b>980</b>	<b>20</b>	<b>105</b>	<b>708</b>	<b>58</b>	<b>0</b>	<b>871</b>	<b>17</b>	<b>58</b>	<b>232</b>	<b>7</b>	<b>0</b>	<b>297</b>	<b>0</b>	<b>3484</b>
<b>% Approach</b>	2.6%	89.8%	7.6%	0%	-	-	14.7%	60.8%	24.5%	0%	-	-	12.1%	81.3%	6.7%	0%	-	-	19.5%	78.1%	2.4%	0%	-	-	-
<b>% Total</b>	1.0%	34.4%	2.9%	0%	<b>38.3%</b>	-	4.1%	17.1%	6.9%	0%	<b>28.1%</b>	-	3.0%	20.3%	1.7%	0%	<b>25.0%</b>	-	1.7%	6.7%	0.2%	0%	<b>8.5%</b>	-	-
<b>PHF</b>	0.795	0.901	0.871	-	<b>0.900</b>	-	0.720	0.972	0.923	-	<b>0.960</b>	-	0.820	0.932	0.853	-	<b>0.976</b>	-	0.853	0.853	0.750	-	<b>0.881</b>	-	0.975
<b>Lights</b>	33	1185	98	0	<b>1316</b>	-	137	567	239	0	<b>943</b>	-	105	703	58	0	<b>866</b>	-	56	222	6	0	<b>284</b>	-	3409
<b>% Lights</b>	94.3%	98.8%	97.0%	0%	<b>98.5%</b>	-	95.1%	95.1%	99.6%	0%	<b>96.2%</b>	-	100%	99.3%	100%	0%	<b>99.4%</b>	-	96.6%	95.7%	85.7%	0%	<b>95.6%</b>	-	97.8%
<b>Articulated Trucks</b>	1	0	0	0	<b>1</b>	-	1	15	1	0	<b>17</b>	-	0	0	0	0	<b>0</b>	-	0	2	0	0	<b>2</b>	-	20
<b>% Articulated Trucks</b>	2.9%	0%	0%	0%	<b>0.1%</b>	-	0.7%	2.5%	0.4%	0%	<b>1.7%</b>	-	0%	0%	0%	0%	<b>0%</b>	-	0%	0.9%	0%	0%	<b>0.7%</b>	-	0.6%
<b>Buses and Single-Unit Trucks</b>	1	15	3	0	<b>19</b>	-	6	13	0	0	<b>19</b>	-	0	5	0	0	<b>5</b>	-	2	8	0	0	<b>10</b>	-	53
<b>% Buses and Single-Unit Trucks</b>	2.9%	1.3%	3.0%	0%	<b>1.4%</b>	-	4.2%	2.2%	0%	0%	<b>1.9%</b>	-	0%	0.7%	0%	0%	<b>0.6%</b>	-	3.4%	3.4%	0%	0%	<b>3.4%</b>	-	1.5%
<b>Bicycles on Road</b>	0	0	0	0	<b>0</b>	-	0	1	0	0	<b>1</b>	-	0	0	0	0	<b>0</b>	-	0	0	1	0	<b>1</b>	-	2
<b>% Bicycles on Road</b>	0%	0%	0%	0%	<b>0%</b>	-	0%	0.2%	0%	0%	<b>0.1%</b>	-	0%	0%	0%	0%	<b>0%</b>	-	0%	0%	14.3%	0%	<b>0.3%</b>	-	0.1%
Pedestrians	-	-	-	-	-	12	-	-	-	-	-	10	-	-	-	-	-	17	-	-	-	-	-	0	-
<b>% Pedestrians</b>	-	-	-	-	-	63.2%	-	-	-	-	-	50.0%	-	-	-	-	-	100%	-	-	-	-	-	-	-
Bicycles on Crosswalk	-	-	-	-	-	7	-	-	-	-	-	10	-	-	-	-	-	0	-	-	-	-	-	0	-
<b>% Bicycles on Crosswalk</b>	-	-	-	-	-	36.8%	-	-	-	-	-	50.0%	-	-	-	-	-	0%	-	-	-	-	-	-	-

\*Pedestrians and Bicycles on Crosswalk. L: Left, R: Right, T: Thru, U: U-Turn

**Western Blvd - Pershing Road - TMC**

Tue Apr 11, 2023

PM Peak (4 PM - 5 PM) - Overall Peak Hour

All Classes (Lights, Articulated Trucks, Buses and Single-Unit Trucks, Pedestrians, Bicycles on Road, Bicycles on Crosswalk)

All Movements

ID: 1056994, Location: 41.823085, -87.684218

Provided by: Fish Transportation Group Inc.

1950 N Washington Street, Suite 211,

Naperville, IL, 60563, US

