

**Torrence Avenue - 126th Place - TMC**

Tue Aug 1, 2023

Full Length (10 AM-10 AM (+1))

All Classes (Lights, Single-Unit Trucks, Articulated Trucks, Buses, Pedestrians, Bicycles on Road, Bicycles on Crosswalk)

All Movements

ID: 1095615, Location: 41.666211, -87.558906

Provided by: Fish Transportation Group Inc.

1950 N Washington Street, Suite 211,

Naperville, IL, 60563, US

Leg Direction	Torrence Avenue Southbound						126th Place Westbound						Torrence Avenue Northbound						Ford Plant Eastbound						Int
	R	T	L	U	App	Ped*	R	T	L	U	App	Ped*	T	L	U	App	Ped*	R	T	L	U	App	Ped*		
2023-08-01 10:00AM	2	197	75	0	274	0	51	6	141	0	198	0	192	6	0	198	0	10	7	0	0	17	0	687	
11:00AM	1	294	100	0	395	2	53	7	149	0	209	0	209	13	0	222	0	17	5	1	0	23	0	849	
12:00PM	1	278	60	0	339	0	44	7	170	0	221	0	234	18	0	252	0	15	7	0	0	22	0	834	
1:00PM	1	281	76	1	359	1	60	8	172	0	240	0	244	7	1	252	0	16	13	0	0	29	0	880	
2:00PM	1	356	98	0	455	0	47	8	231	0	286	0	223	5	2	230	0	13	9	0	0	22	0	993	
3:00PM	0	485	151	0	636	2	62	4	256	0	322	0	229	2	0	231	0	19	5	0	0	24	0	1213	
4:00PM	4	615	153	0	772	15	113	9	475	0	597	0	235	45	0	280	0	50	21	5	0	76	0	1725	
5:00PM	3	554	224	0	781	32	63	14	268	0	345	0	257	75	0	332	0	31	6	1	0	38	0	1496	
6:00PM	5	327	95	0	427	2	47	1	149	0	197	0	215	13	0	228	0	15	4	0	0	19	0	871	
7:00PM	7	236	57	0	300	0	70	5	128	0	203	0	169	13	0	182	0	22	3	1	0	26	0	711	
8:00PM	7	177	38	0	222	0	39	6	133	0	178	0	148	13	0	161	0	17	10	0	0	27	0	588	
9:00PM	6	114	37	0	157	0	58	2	71	0	131	0	105	18	0	123	0	20	7	0	0	27	0	438	
10:00PM	5	94	43	0	142	0	46	1	87	0	134	1	88	4	0	92	0	12	8	0	0	20	0	388	
11:00PM	3	105	31	0	139	0	27	5	58	0	90	0	51	8	1	60	0	11	7	0	0	18	0	307	
2023-08-02 12:00AM	9	53	31	0	93	2	26	5	72	0	103	0	27	9	0	36	0	11	3	0	0	14	0	246	
1:00AM	10	57	13	0	80	0	7	4	44	0	55	0	27	1	0	28	0	7	4	0	0	11	0	174	
2:00AM	4	40	21	0	65	0	8	8	40	0	56	0	20	4	0	24	0	19	6	0	0	25	0	170	
3:00AM	5	34	27	0	66	0	17	7	61	0	85	0	27	8	1	36	0	7	9	0	0	16	0	203	
4:00AM	7	68	19	0	94	6	71	14	261	0	346	0	73	44	1	118	0	36	9	2	0	47	0	605	
5:00AM	3	156	110	0	269	23	102	14	307	0	423	0	211	88	0	299	0	40	12	5	0	57	0	1048	
6:00AM	2	181	55	0	238	1	106	3	165	0	274	0	359	29	0	388	0	19	8	2	0	29	0	929	
7:00AM	0	198	47	0	245	0	87	2	159	0	248	0	309	37	1	347	0	13	7	1	0	21	1	861	
8:00AM	0	216	62	0	278	1	76	3	161	0	240	0	256	14	0	270	0	10	7	0	0	17	0	805	
9:00AM	0	189	48	1	238	1	49	3	155	0	207	0	233	11	0	244	0	12	9	2	0	23	0	712	
<b>Total</b>	86	5305	1671	2	7064	88	1329	146	3913	0	5388	1	4141	485	7	4633	0	442	186	20	0	648	1	17733	
<b>% Approach</b>	1.2%	75.1%	23.7%	0%	-	-	24.7%	2.7%	72.6%	0%	-	-	89.4%	10.5%	0.2%	-	-	68.2%	28.7%	3.1%	0%	-	-	-	
<b>% Total</b>	0.5%	29.9%	9.4%	0%	39.8%	-	7.5%	0.8%	22.1%	0%	30.4%	-	23.4%	2.7%	0%	26.1%	-	2.5%	1.0%	0.1%	0%	3.7%	-	-	
<b>Lights</b>	84	4789	1622	2	6497	-	1284	146	3057	0	4487	-	3678	478	6	4162	-	270	95	19	0	384	-	15530	
<b>% Lights</b>	97.7%	90.3%	97.1%	100%	92.0%	-	96.6%	100%	78.1%	0%	83.3%	-	88.8%	98.6%	85.7%	89.8%	-	61.1%	51.1%	95.0%	0%	59.3%	-	87.6%	
<b>Single-Unit Trucks</b>	0	116	23	0	139	-	19	0	245	0	264	-	92	5	0	97	-	77	24	1	0	102	-	602	
<b>% Single-Unit Trucks</b>	0%	2.2%	1.4%	0%	2.0%	-	1.4%	0%	6.3%	0%	4.9%	-	2.2%	1.0%	0%	2.1%	-	17.4%	12.9%	5.0%	0%	15.7%	-	3.4%	
<b>Articulated Trucks</b>	0	385	23	0	408	-	20	0	608	0	628	-	360	1	1	362	-	94	67	0	0	161	-	1559	
<b>% Articulated Trucks</b>	0%	7.3%	1.4%	0%	5.8%	-	1.5%	0%	15.5%	0%	11.7%	-	8.7%	0.2%	14.3%	7.8%	-	21.3%	36.0%	0%	0%	24.8%	-	8.8%	
<b>Buses</b>	1	14	3	0	18	-	5	0	2	0	7	-	10	1	0	11	-	0	0	0	0	0	-	36	
<b>% Buses</b>	1.2%	0.3%	0.2%	0%	0.3%	-	0.4%	0%	0.1%	0%	0.1%	-	0.2%	0.2%	0%	0.2%	-	0%	0%	0%	0%	0%	-	0.2%	
<b>Bicycles on Road</b>	1	1	0	0	2	-	1	0	1	0	2	-	1	0	0	1	-	1	0	0	0	1	-	6	
<b>% Bicycles on Road</b>	1.2%	0%	0%	0%	0%	-	0.1%	0%	0%	0%	0%	-	0%	0%	0%	0%	-	0.2%	0%	0%	0%	0.2%	-	0%	
<b>Pedestrians</b>	-	-	-	-	-	88	-	-	-	-	-	1	-	-	-	-	0	-	-	-	-	-	-	0	
<b>% Pedestrians</b>	-	-	-	-	-	100%	-	-	-	-	-	100%	-	-	-	-	-	-	-	-	-	-	-	0%	
<b>Bicycles on Crosswalk</b>	-	-	-	-	-	0	-	-	-	-	-	0	-	-	-	-	0	-	-	-	-	-	-	1	
<b>% Bicycles on Crosswalk</b>	-	-	-	-	-	0%	-	-	-	-	-	0%	-	-	-	-	-	-	-	-	-	-	-	100%	

\*Pedestrians and Bicycles on Crosswalk. L: Left, R: Right, T: Thru, U: U-Turn

**Torrence Avenue - 126th Place - TMC**

Tue Aug 1, 2023

Full Length (10 AM-10 AM (+1))

All Classes (Lights, Single-Unit Trucks, Articulated Trucks, Buses, Pedestrians, Bicycles on Road, Bicycles on Crosswalk)

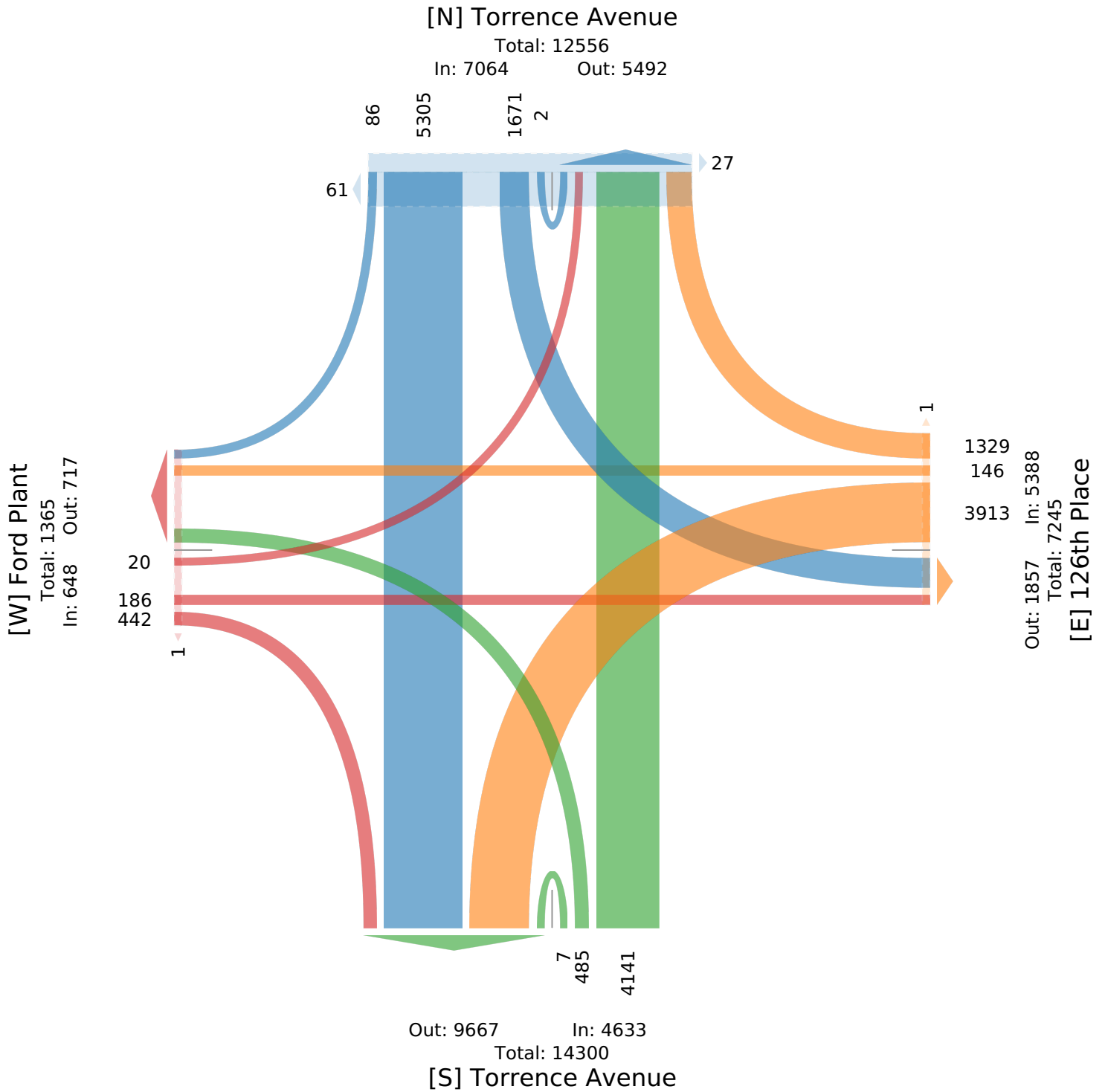
All Movements

ID: 1095615, Location: 41.666211, -87.558906

Provided by: Fish Transportation Group Inc.

1950 N Washington Street, Suite 211,

Naperville, IL, 60563, US



**Torrence Avenue - 126th Place - TMC**

Tue Aug 1, 2023

Midday Peak (Aug 01 2023 1PM - 2 PM)

All Classes (Lights, Single-Unit Trucks, Articulated Trucks, Buses, Pedestrians, Bicycles on Road, Bicycles on Crosswalk)

All Movements

ID: 1095615, Location: 41.666211, -87.558906

Provided by: Fish Transportation Group Inc.

1950 N Washington Street, Suite 211,

Naperville, IL, 60563, US

Leg Direction	Torrence Avenue Southbound						126th Place Westbound						Torrence Avenue Northbound						Ford Plant Eastbound						
Time	R	T	L	U	App	Ped*	R	T	L	U	App	Ped*	T	L	U	App	Ped*	R	T	L	U	App	Ped*	Int	
2023-08-01 1:00PM	0	61	19	0	<b>80</b>	0	7	2	34	0	<b>43</b>	0	47	1	0	<b>48</b>	0	1	3	0	0	<b>4</b>	0	<b>175</b>	
1:15PM	1	75	21	0	<b>97</b>	1	21	0	47	0	<b>68</b>	0	63	1	1	<b>65</b>	0	2	1	0	0	<b>3</b>	0	<b>233</b>	
1:30PM	0	63	22	0	<b>85</b>	0	15	4	40	0	<b>59</b>	0	64	3	0	<b>67</b>	0	7	3	0	0	<b>10</b>	0	<b>221</b>	
1:45PM	0	82	14	1	<b>97</b>	0	17	2	51	0	<b>70</b>	0	70	2	0	<b>72</b>	0	6	6	0	0	<b>12</b>	0	<b>251</b>	
<b>Total</b>	<b>1</b>	<b>281</b>	<b>76</b>	<b>1</b>	<b>359</b>	<b>1</b>	<b>60</b>	<b>8</b>	<b>172</b>	<b>0</b>	<b>240</b>	<b>0</b>	<b>244</b>	<b>7</b>	<b>1</b>	<b>252</b>	<b>0</b>	<b>16</b>	<b>13</b>	<b>0</b>	<b>0</b>	<b>29</b>	<b>0</b>	<b>880</b>	
<b>% Approach</b>	0.3%	78.3%	21.2%	0.3%	-	-	25.0%	3.3%	71.7%	0%	-	-	96.8%	2.8%	0.4%	-	-	55.2%	44.8%	0%	0%	-	-	-	
<b>% Total</b>	0.1%	31.9%	8.6%	0.1%	<b>40.8%</b>	-	6.8%	0.9%	19.5%	0%	<b>27.3%</b>	-	27.7%	0.8%	0.1%	<b>28.6%</b>	-	1.8%	1.5%	0%	0%	<b>3.3%</b>	-	-	
<b>PHF</b>	0.250	0.857	0.864	0.250	<b>0.925</b>	-	0.714	0.500	0.843	-	<b>0.857</b>	-	0.871	0.583	0.250	<b>0.875</b>	-	0.571	0.542	-	-	<b>0.604</b>	-	0.876	
<b>Lights</b>	1	222	74	1	<b>298</b>	-	55	8	118	0	<b>181</b>	-	205	6	1	<b>212</b>	-	5	7	0	0	<b>12</b>	-	703	
<b>% Lights</b>	100%	79.0%	97.4%	100%	<b>83.0%</b>	-	91.7%	100%	68.6%	0%	<b>75.4%</b>	-	84.0%	85.7%	100%	<b>84.1%</b>	-	31.3%	53.8%	0%	0%	<b>41.4%</b>	-	79.9%	
<b>Single-Unit Trucks</b>	0	17	0	0	<b>17</b>	-	3	0	16	0	<b>19</b>	-	11	1	0	<b>12</b>	-	5	3	0	0	<b>8</b>	-	56	
<b>% Single-Unit Trucks</b>	0%	6.0%	0%	0%	<b>4.7%</b>	-	5.0%	0%	9.3%	0%	<b>7.9%</b>	-	4.5%	14.3%	0%	<b>4.8%</b>	-	31.3%	23.1%	0%	0%	<b>27.6%</b>	-	6.4%	
<b>Articulated Trucks</b>	0	41	2	0	<b>43</b>	-	2	0	38	0	<b>40</b>	-	25	0	0	<b>25</b>	-	6	3	0	0	<b>9</b>	-	117	
<b>% Articulated Trucks</b>	0%	14.6%	2.6%	0%	<b>12.0%</b>	-	3.3%	0%	22.1%	0%	<b>16.7%</b>	-	10.2%	0%	0%	<b>9.9%</b>	-	37.5%	23.1%	0%	0%	<b>31.0%</b>	-	13.3%	
<b>Buses</b>	0	1	0	0	<b>1</b>	-	0	0	0	0	<b>0</b>	-	3	0	0	<b>3</b>	-	0	0	0	0	<b>0</b>	-	4	
<b>% Buses</b>	0%	0.4%	0%	0%	<b>0.3%</b>	-	0%	0%	0%	0%	<b>0%</b>	-	1.2%	0%	0%	<b>1.2%</b>	-	0%	0%	0%	0%	<b>0%</b>	-	0.5%	
<b>Bicycles on Road</b>	0	0	0	0	<b>0</b>	-	0	0	0	0	<b>0</b>	-	0	0	0	<b>0</b>	-	0	0	0	0	<b>0</b>	-	0	
<b>% Bicycles on Road</b>	0%	0%	0%	0%	<b>0%</b>	-	0%	0%	0%	0%	<b>0%</b>	-	0%	0%	0%	<b>0%</b>	-	0%	0%	0%	0%	<b>0%</b>	-	0%	
Pedestrians	-	-	-	-	-	1	-	-	-	-	-	0	-	-	-	-	0	-	-	-	-	-	0	-	
% Pedestrians	-	-	-	-	-	100%	-	-	-	-	-	-	-	-	-	-	-	-	-	-	-	-	-	-	
Bicycles on Crosswalk	-	-	-	-	-	0	-	-	-	-	-	0	-	-	-	-	0	-	-	-	-	-	0	-	
% Bicycles on Crosswalk	-	-	-	-	-	0%	-	-	-	-	-	-	-	-	-	-	-	-	-	-	-	-	-	-	

\*Pedestrians and Bicycles on Crosswalk. L: Left, R: Right, T: Thru, U: U-Turn

**Torrence Avenue - 126th Place - TMC**

Tue Aug 1, 2023

Midday Peak (Aug 01 2023 1PM - 2 PM)

All Classes (Lights, Single-Unit Trucks, Articulated Trucks, Buses, Pedestrians, Bicycles on Road, Bicycles on Crosswalk)

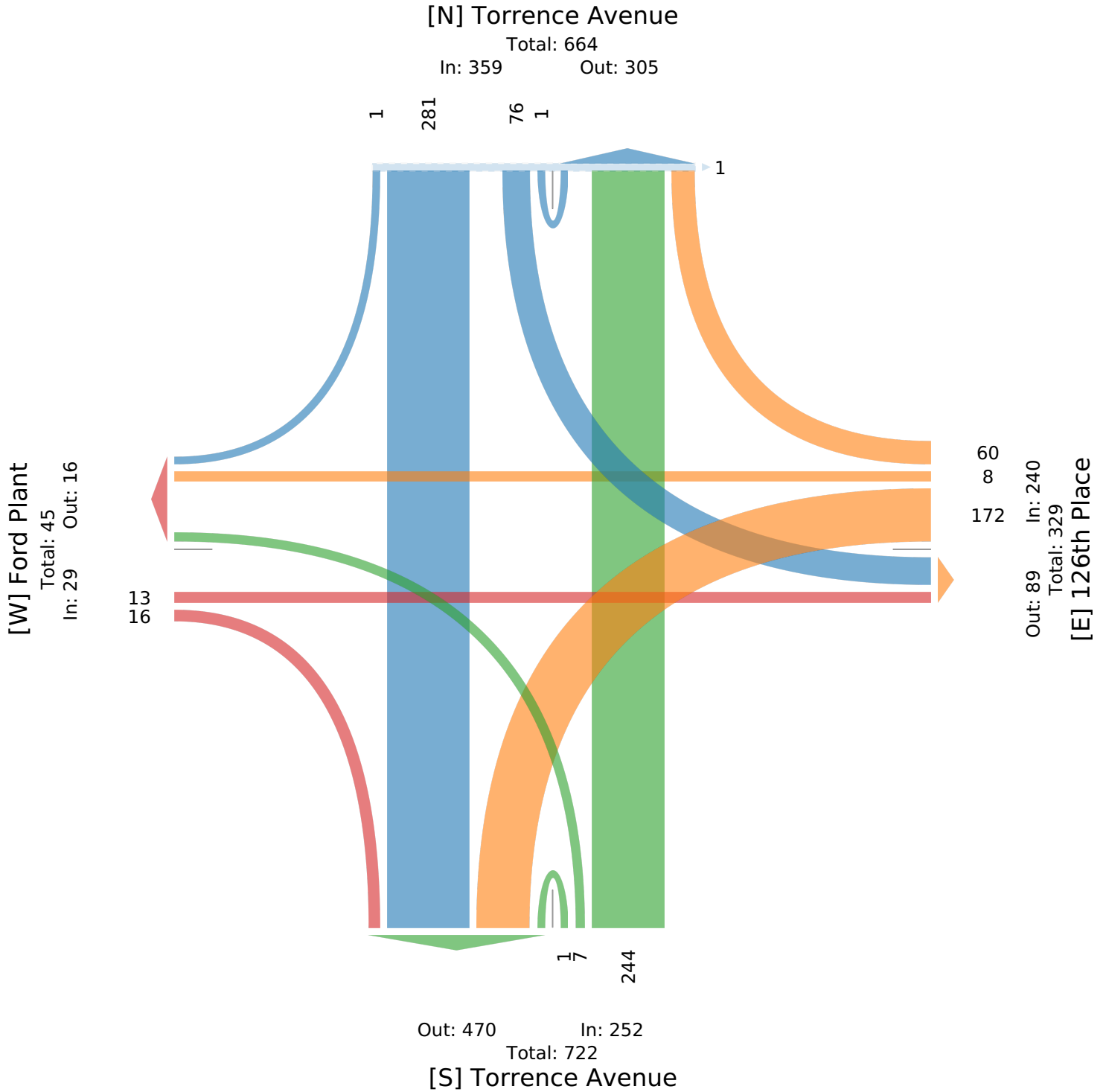
All Movements

ID: 1095615, Location: 41.666211, -87.558906

Provided by: Fish Transportation Group Inc.

1950 N Washington Street, Suite 211,

Naperville, IL, 60563, US



**Torrence Avenue - 126th Place - TMC**

Tue Aug 1, 2023

PM Peak (Aug 01 2023 4:15PM - 5:15 PM) - Overall Peak Hour

All Classes (Lights, Single-Unit Trucks, Articulated Trucks, Buses, Pedestrians, Bicycles on Road, Bicycles on Crosswalk)

All Movements

ID: 1095615, Location: 41.666211, -87.558906

Provided by: Fish Transportation Group Inc.  
1950 N Washington Street, Suite 211,  
Naperville, IL, 60563, US

Leg Direction	Torrence Avenue Southbound						126th Place Westbound						Torrence Avenue Northbound						Ford Plant Eastbound						Int
	R	T	L	U	App	Ped*	R	T	L	U	App	Ped*	T	L	U	App	Ped*	R	T	L	U	App	Ped*		
2023-08-01 4:15PM	1	132	39	0	172	2	23	4	106	0	133	0	62	11	0	73	0	8	7	1	0	16	0	394	
4:30PM	2	152	34	0	188	7	49	0	188	0	237	0	59	14	0	73	0	21	7	1	0	29	0	527	
4:45PM	1	164	41	0	206	4	21	2	127	0	150	0	58	16	0	74	0	15	3	2	0	20	0	450	
5:00PM	0	161	54	0	215	1	18	0	80	0	98	0	72	17	0	89	0	8	0	0	0	8	0	410	
<b>Total</b>	4	609	168	0	781	14	111	6	501	0	618	0	251	58	0	309	0	52	17	4	0	73	0	1781	
<b>% Approach</b>	0.5%	78.0%	21.5%	0%	-	-	18.0%	1.0%	81.1%	0%	-	-	81.2%	18.8%	0%	-	-	71.2%	23.3%	5.5%	0%	-	-	-	
<b>% Total</b>	0.2%	34.2%	9.4%	0%	43.9%	-	6.2%	0.3%	28.1%	0%	34.7%	-	14.1%	3.3%	0%	17.3%	-	2.9%	1.0%	0.2%	0%	4.1%	-	-	
<b>PHF</b>	0.500	0.928	0.778	-	0.908	-	0.566	0.375	0.666	-	0.652	-	0.872	0.853	-	0.868	-	0.619	0.607	0.500	-	0.629	-	0.845	
<b>Lights</b>	3	601	167	0	771	-	110	6	474	0	590	-	237	57	0	294	-	47	14	4	0	65	-	1720	
<b>% Lights</b>	75.0%	98.7%	99.4%	0%	98.7%	-	99.1%	100%	94.6%	0%	95.5%	-	94.4%	98.3%	0%	95.1%	-	90.4%	82.4%	100%	0%	89.0%	-	96.6%	
<b>Single-Unit Trucks</b>	0	4	0	0	4	-	1	0	10	0	11	-	2	0	0	2	-	2	3	0	0	5	-	22	
<b>% Single-Unit Trucks</b>	0%	0.7%	0%	0%	0.5%	-	0.9%	0%	2.0%	0%	1.8%	-	0.8%	0%	0%	0.6%	-	3.8%	17.6%	0%	0%	6.8%	-	1.2%	
<b>Articulated Trucks</b>	0	4	1	0	5	-	0	0	17	0	17	-	12	0	0	12	-	3	0	0	0	3	-	37	
<b>% Articulated Trucks</b>	0%	0.7%	0.6%	0%	0.6%	-	0%	0%	3.4%	0%	2.8%	-	4.8%	0%	0%	3.9%	-	5.8%	0%	0%	0%	4.1%	-	2.1%	
<b>Buses</b>	1	0	0	0	1	-	0	0	0	0	0	-	0	1	0	1	-	0	0	0	0	0	-	2	
<b>% Buses</b>	25.0%	0%	0%	0%	0.1%	-	0%	0%	0%	0%	0%	-	0%	1.7%	0%	0.3%	-	0%	0%	0%	0%	0%	-	0.1%	
<b>Bicycles on Road</b>	0	0	0	0	0	-	0	0	0	0	0	-	0	0	0	0	-	0	0	0	0	0	-	0	
<b>% Bicycles on Road</b>	0%	0%	0%	0%	0%	-	0%	0%	0%	0%	0%	-	0%	0%	0%	0%	-	0%	0%	0%	0%	0%	-	0%	
Pedestrians	-	-	-	-	-	14	-	-	-	-	-	0	-	-	-	-	0	-	-	-	-	-	-	0	
% Pedestrians	-	-	-	-	-	100%	-	-	-	-	-	-	-	-	-	-	-	-	-	-	-	-	-	-	
Bicycles on Crosswalk	-	-	-	-	-	0	-	-	-	-	-	0	-	-	-	-	0	-	-	-	-	-	-	0	
% Bicycles on Crosswalk	-	-	-	-	-	0%	-	-	-	-	-	-	-	-	-	-	-	-	-	-	-	-	-	-	

\*Pedestrians and Bicycles on Crosswalk. L: Left, R: Right, T: Thru, U: U-Turn

**Torrence Avenue - 126th Place - TMC**

Tue Aug 1, 2023

PM Peak (Aug 01 2023 4:15PM - 5:15 PM) - Overall Peak Hour

All Classes (Lights, Single-Unit Trucks, Articulated Trucks, Buses, Pedestrians, Bicycles on Road, Bicycles on Crosswalk)

All Movements

ID: 1095615, Location: 41.666211, -87.558906

Provided by: Fish Transportation Group Inc.

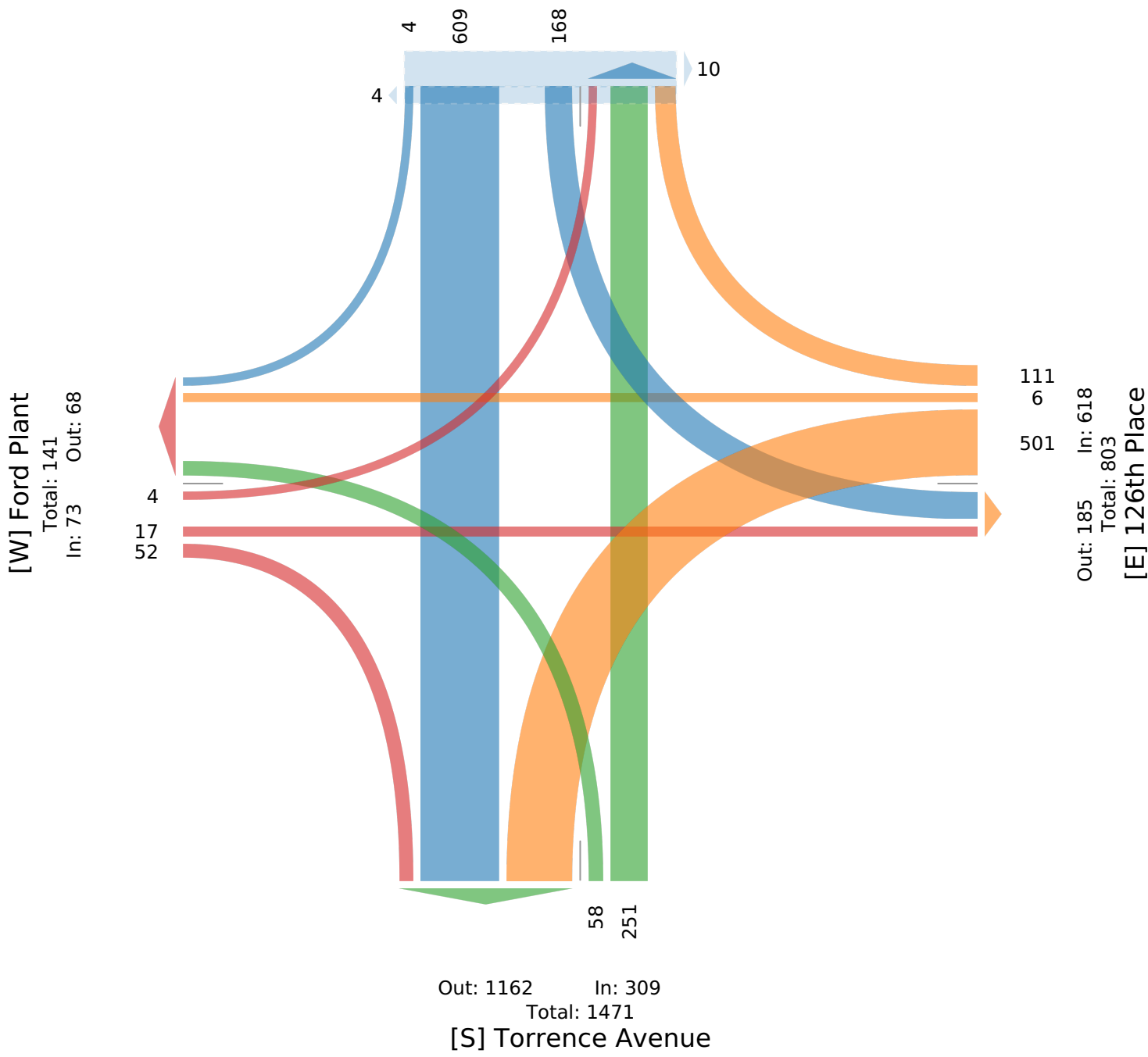
1950 N Washington Street, Suite 211,

Naperville, IL, 60563, US

**[N] Torrence Avenue**

Total: 1147

In: 781 Out: 366



**Torrence Avenue - 126th Place - TMC**

Wed Aug 2, 2023

AM Peak (Aug 02 2023 5AM - 6 AM)

All Classes (Lights, Single-Unit Trucks, Articulated Trucks, Buses, Pedestrians, Bicycles on Road, Bicycles on Crosswalk)

All Movements

ID: 1095615, Location: 41.666211, -87.558906

Provided by: Fish Transportation Group Inc.

1950 N Washington Street, Suite 211,

Naperville, IL, 60563, US

Leg Direction	Torrence Avenue Southbound						126th Place Westbound						Torrence Avenue Northbound						Ford Plant Eastbound						
Time	R	T	L	U	App	Ped*	R	T	L	U	App	Ped*	T	L	U	App	Ped*	R	T	L	U	App	Ped*	Int	
2023-08-02 5:00AM	3	26	6	0	<b>35</b>	2	23	1	93	0	<b>117</b>	0	33	13	0	<b>46</b>	0	10	4	3	0	<b>17</b>	0	<b>215</b>	
5:15AM	0	54	27	0	<b>81</b>	7	24	1	75	0	<b>100</b>	0	36	15	0	<b>51</b>	0	12	2	0	0	<b>14</b>	0	<b>246</b>	
5:30AM	0	40	39	0	<b>79</b>	6	34	9	77	0	<b>120</b>	0	68	27	0	<b>95</b>	0	7	2	0	0	<b>9</b>	0	<b>303</b>	
5:45AM	0	36	38	0	<b>74</b>	8	21	3	62	0	<b>86</b>	0	74	33	0	<b>107</b>	0	11	4	2	0	<b>17</b>	0	<b>284</b>	
<b>Total</b>	<b>3</b>	<b>156</b>	<b>110</b>	<b>0</b>	<b>269</b>	<b>23</b>	<b>102</b>	<b>14</b>	<b>307</b>	<b>0</b>	<b>423</b>	<b>0</b>	<b>211</b>	<b>88</b>	<b>0</b>	<b>299</b>	<b>0</b>	<b>40</b>	<b>12</b>	<b>5</b>	<b>0</b>	<b>57</b>	<b>0</b>	<b>1048</b>	
<b>% Approach</b>	1.1%	58.0%	40.9%	0%	-	-	24.1%	3.3%	72.6%	0%	-	-	70.6%	29.4%	0%	-	-	70.2%	21.1%	8.8%	0%	-	-	-	
<b>% Total</b>	0.3%	14.9%	10.5%	0%	<b>25.7%</b>	-	9.7%	1.3%	29.3%	0%	<b>40.4%</b>	-	20.1%	8.4%	0%	<b>28.5%</b>	-	3.8%	1.1%	0.5%	0%	<b>5.4%</b>	-	-	
<b>PHF</b>	0.250	0.731	0.705	-	<b>0.838</b>	-	0.750	0.389	0.832	-	<b>0.879</b>	-	0.709	0.667	-	<b>0.696</b>	-	0.833	0.750	0.417	-	<b>0.838</b>	-	0.865	
<b>Lights</b>	3	133	109	0	<b>245</b>	-	100	14	264	0	<b>378</b>	-	193	88	0	<b>281</b>	-	38	11	5	0	<b>54</b>	-	958	
<b>% Lights</b>	100%	85.3%	99.1%	0%	<b>91.1%</b>	-	98.0%	100%	86.0%	0%	<b>89.4%</b>	-	91.5%	100%	0%	<b>94.0%</b>	-	95.0%	91.7%	100%	0%	<b>94.7%</b>	-	91.4%	
<b>Single-Unit Trucks</b>	0	6	0	0	<b>6</b>	-	2	0	28	0	<b>30</b>	-	3	0	0	<b>3</b>	-	0	1	0	0	<b>1</b>	-	40	
<b>% Single-Unit Trucks</b>	0%	3.8%	0%	0%	<b>2.2%</b>	-	2.0%	0%	9.1%	0%	<b>7.1%</b>	-	1.4%	0%	0%	<b>1.0%</b>	-	0%	8.3%	0%	0%	<b>1.8%</b>	-	3.8%	
<b>Articulated Trucks</b>	0	16	1	0	<b>17</b>	-	0	0	14	0	<b>14</b>	-	14	0	0	<b>14</b>	-	2	0	0	0	<b>2</b>	-	47	
<b>% Articulated Trucks</b>	0%	10.3%	0.9%	0%	<b>6.3%</b>	-	0%	0%	4.6%	0%	<b>3.3%</b>	-	6.6%	0%	0%	<b>4.7%</b>	-	5.0%	0%	0%	0%	<b>3.5%</b>	-	4.5%	
<b>Buses</b>	0	0	0	0	<b>0</b>	-	0	0	0	0	<b>0</b>	-	0	0	0	<b>0</b>	-	0	0	0	0	<b>0</b>	-	0	
<b>% Buses</b>	0%	0%	0%	0%	<b>0%</b>	-	0%	0%	0%	0%	<b>0%</b>	-	0%	0%	0%	<b>0%</b>	-	0%	0%	0%	0%	<b>0%</b>	-	0%	
<b>Bicycles on Road</b>	0	1	0	0	<b>1</b>	-	0	0	1	0	<b>1</b>	-	1	0	0	<b>1</b>	-	0	0	0	0	<b>0</b>	-	3	
<b>% Bicycles on Road</b>	0%	0.6%	0%	0%	<b>0.4%</b>	-	0%	0%	0.3%	0%	<b>0.2%</b>	-	0.5%	0%	0%	<b>0.3%</b>	-	0%	0%	0%	0%	<b>0%</b>	-	0.3%	
Pedestrians	-	-	-	-	-	23	-	-	-	-	-	0	-	-	-	-	0	-	-	-	-	-	0		
% Pedestrians	-	-	-	-	-	100%	-	-	-	-	-	-	-	-	-	-	-	-	-	-	-	-	-		
Bicycles on Crosswalk	-	-	-	-	-	0	-	-	-	-	-	0	-	-	-	-	0	-	-	-	-	-	0		
% Bicycles on Crosswalk	-	-	-	-	-	0%	-	-	-	-	-	-	-	-	-	-	-	-	-	-	-	-	-		

\* Pedestrians and Bicycles on Crosswalk. L: Left, R: Right, T: Thru, U: U-Turn

**Torrence Avenue - 126th Place - TMC**

Wed Aug 2, 2023

AM Peak (Aug 02 2023 5AM - 6 AM)

All Classes (Lights, Single-Unit Trucks, Articulated Trucks, Buses, Pedestrians, Bicycles on Road, Bicycles on Crosswalk)

All Movements

ID: 1095615, Location: 41.666211, -87.558906

Provided by: Fish Transportation Group Inc.

1950 N Washington Street, Suite 211,

Naperville, IL, 60563, US

**[N] Torrence Avenue**

Total: 587

In: 269 Out: 318

