

**Pulaski Road - 36th Street - TMC**

Tue Apr 11, 2023

Full Length (12 AM-12 AM (+1))

All Classes (Lights, Articulated Trucks, Buses and Single-Unit Trucks)

All Movements

ID: 1056991, Location: 41.828839, -87.724171

Provided by: Fish Transportation Group Inc.

1950 N Washington Street, Suite 211,

Naperville, IL, 60563, US

Leg Direction	Pulaski Road Southbound					Target Westbound					Pulaski Road Northbound					36th Street Eastbound					
Time	R	T	L	U	App	R	T	L	U	App	R	T	L	U	App	R	T	L	U	App	Int
2023-04-11 12:00AM	0	152	1	1	154	1	6	0	0	7	0	156	19	0	175	28	7	3	0	38	374
1:00AM	0	110	2	0	112	2	4	1	0	7	0	147	30	0	177	19	8	2	0	29	325
2:00AM	3	97	1	0	101	2	1	3	0	6	1	121	30	0	152	30	1	1	0	32	291
3:00AM	4	222	1	0	227	2	2	1	0	5	1	212	33	0	246	31	4	5	0	40	518
4:00AM	6	650	4	0	660	9	4	30	0	43	1	364	58	0	423	26	4	2	0	32	1158
5:00AM	8	760	4	0	772	5	1	7	0	13	3	622	51	0	676	31	2	7	0	40	1501
6:00AM	10	892	3	0	905	4	2	1	0	7	5	839	74	0	918	27	1	5	0	33	1863
7:00AM	11	854	1	0	866	1	3	1	0	5	3	1014	55	0	1072	38	7	7	0	52	1995
8:00AM	20	842	3	1	866	4	4	0	0	8	1	792	51	0	844	38	5	6	0	49	1767
9:00AM	17	679	5	0	701	9	10	3	0	22	5	580	66	0	651	43	9	15	0	67	1441
10:00AM	13	641	2	0	656	3	9	2	0	14	5	710	62	0	777	82	5	13	0	100	1547
11:00AM	7	657	8	0	672	6	4	4	0	14	1	656	44	6	707	51	4	8	0	63	1456
12:00PM	6	722	5	0	733	9	1	2	0	12	5	687	51	1	744	66	2	11	0	79	1568
1:00PM	11	899	8	0	918	7	8	2	0	17	1	788	42	1	832	51	6	5	0	62	1829
2:00PM	14	1204	9	0	1227	5	6	1	0	12	2	781	54	0	837	57	0	3	0	60	2136
3:00PM	20	1185	9	0	1214	5	5	2	0	12	0	802	36	1	839	62	6	9	0	77	2142
4:00PM	7	1264	1	0	1272	3	3	9	0	15	1	836	47	0	884	97	3	12	0	112	2283
5:00PM	16	1078	3	0	1097	2	6	14	0	22	4	870	45	0	919	57	5	8	0	70	2108
6:00PM	9	1035	10	0	1054	12	6	56	0	74	5	827	25	1	858	40	4	8	0	52	2038
7:00PM	3	685	10	0	698	11	8	1	0	20	3	647	31	0	681	27	5	5	0	37	1436
8:00PM	2	572	3	0	577	2	7	1	0	10	7	562	25	1	595	25	4	6	0	35	1217
9:00PM	4	433	5	0	442	5	9	1	0	15	5	460	22	0	487	28	6	5	0	39	983
10:00PM	2	318	2	0	322	1	5	3	0	9	1	376	33	0	410	47	3	3	0	53	794
11:00PM	3	219	1	0	223	1	15	2	0	18	2	309	27	0	338	30	15	2	0	47	626
<b>Total</b>	196	16170	101	2	16469	111	129	147	0	387	62	14158	1011	11	15242	1031	116	151	0	1298	33396
<b>% Approach</b>	1.2%	98.2%	0.6%	0%	-	28.7%	33.3%	38.0%	0%	-	0.4%	92.9%	6.6%	0.1%	-	79.4%	8.9%	11.6%	0%	-	-
<b>% Total</b>	0.6%	48.4%	0.3%	0%	49.3%	0.3%	0.4%	0.4%	0%	1.2%	0.2%	42.4%	3.0%	0%	45.6%	3.1%	0.3%	0.5%	0%	3.9%	-
<b>Lights</b>	136	14783	39	1	14959	53	15	144	0	212	49	13030	552	10	13641	584	18	104	0	706	29518
<b>% Lights</b>	69.4%	91.4%	38.6%	50.0%	90.8%	47.7%	11.6%	98.0%	0%	54.8%	79.0%	92.0%	54.6%	90.9%	89.5%	56.6%	15.5%	68.9%	0%	54.4%	88.4%
<b>Articulated Trucks</b>	30	463	36	1	530	24	58	1	0	83	7	303	343	1	654	327	47	20	0	394	1661
<b>% Articulated Trucks</b>	15.3%	2.9%	35.6%	50.0%	3.2%	21.6%	45.0%	0.7%	0%	21.4%	11.3%	2.1%	33.9%	9.1%	4.3%	31.7%	40.5%	13.2%	0%	30.4%	5.0%
<b>Buses and Single-Unit Trucks</b>	30	924	26	0	980	34	56	2	0	92	6	825	116	0	947	120	51	27	0	198	2217
<b>% Buses and Single-Unit Trucks</b>	15.3%	5.7%	25.7%	0%	6.0%	30.6%	43.4%	1.4%	0%	23.8%	9.7%	5.8%	11.5%	0%	6.2%	11.6%	44.0%	17.9%	0%	15.3%	6.6%

\*L: Left, R: Right, T: Thru, U: U-Turn

**Pulaski Road - 36th Street - TMC**

Tue Apr 11, 2023

Full Length (12 AM-12 AM (+1))

All Classes (Lights, Articulated Trucks, Buses and Single-Unit Trucks)

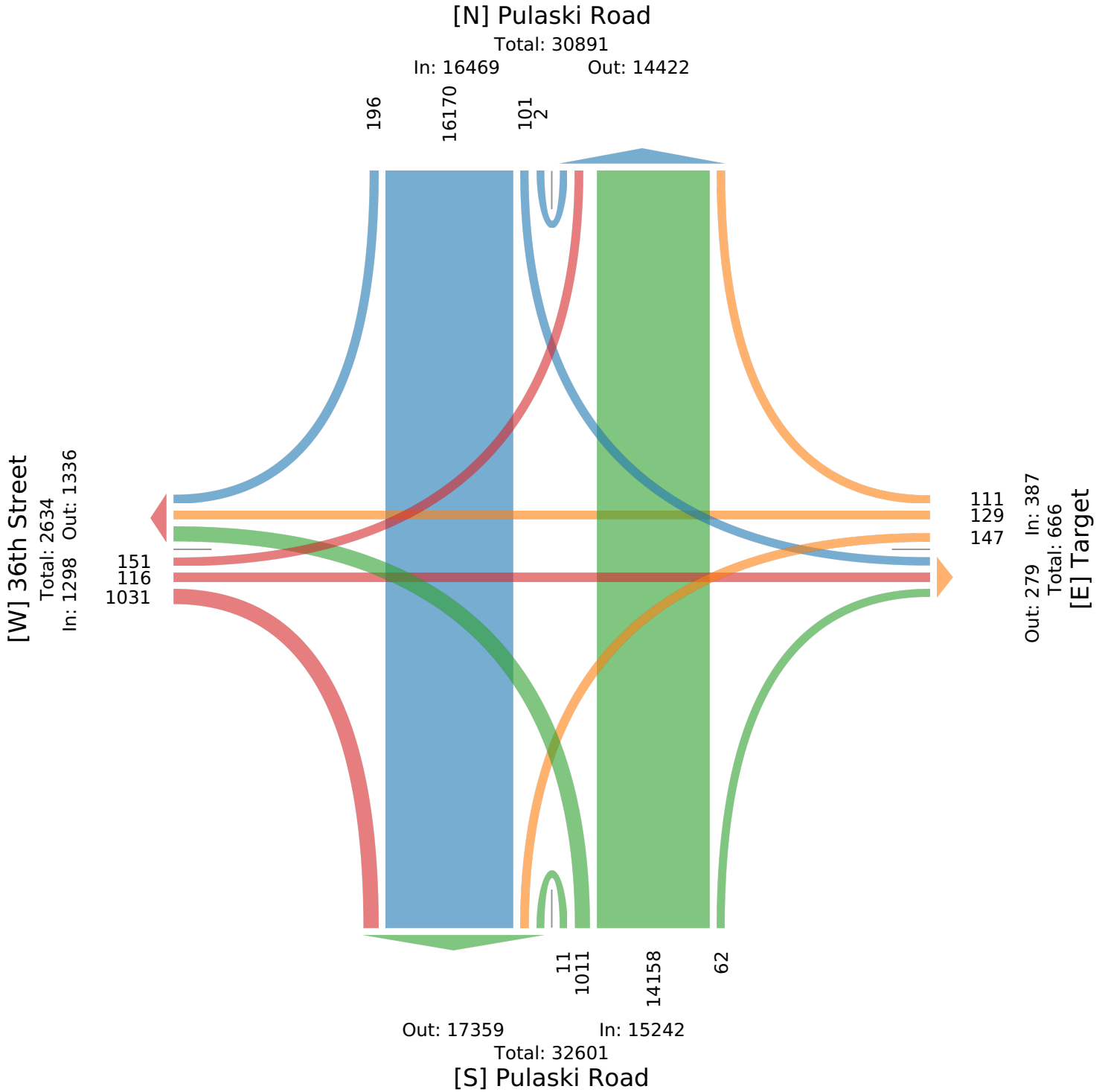
All Movements

ID: 1056991, Location: 41.828839, -87.724171

Provided by: Fish Transportation Group Inc.

1950 N Washington Street, Suite 211,

Naperville, IL, 60563, US



**Pulaski Road - 36th Street - TMC**

Tue Apr 11, 2023

AM Peak (7:15 AM - 8:15 AM)

All Classes (Lights, Articulated Trucks, Buses and Single-Unit Trucks)

All Movements

ID: 1056991, Location: 41.828839, -87.724171

Provided by: Fish Transportation Group Inc.

1950 N Washington Street, Suite 211,

Naperville, IL, 60563, US

Leg Direction	Pulaski Road Southbound					Target Westbound					Pulaski Road Northbound					36th Street Eastbound					
Time	R	T	L	U	App	R	T	L	U	App	R	T	L	U	App	R	T	L	U	App	Int
2023-04-11 7:15AM	6	210	0	0	<b>216</b>	0	0	0	0	<b>0</b>	0	257	16	0	<b>273</b>	14	0	2	0	<b>16</b>	<b>505</b>
7:30AM	0	248	0	0	<b>248</b>	1	2	0	0	<b>3</b>	1	249	6	0	<b>256</b>	13	5	3	0	<b>21</b>	<b>528</b>
7:45AM	3	210	0	0	<b>213</b>	0	1	1	0	<b>2</b>	2	292	11	0	<b>305</b>	6	2	1	0	<b>9</b>	<b>529</b>
8:00AM	3	217	0	0	<b>220</b>	2	1	0	0	<b>3</b>	0	199	15	0	<b>214</b>	9	0	2	0	<b>11</b>	<b>448</b>
<b>Total</b>	<b>12</b>	<b>885</b>	<b>0</b>	<b>0</b>	<b>897</b>	<b>3</b>	<b>4</b>	<b>1</b>	<b>0</b>	<b>8</b>	<b>3</b>	<b>997</b>	<b>48</b>	<b>0</b>	<b>1048</b>	<b>42</b>	<b>7</b>	<b>8</b>	<b>0</b>	<b>57</b>	<b>2010</b>
<b>% Approach</b>	1.3%	98.7%	0%	0%	-	37.5%	50.0%	12.5%	0%	-	0.3%	95.1%	4.6%	0%	-	73.7%	12.3%	14.0%	0%	-	-
<b>% Total</b>	0.6%	44.0%	0%	0%	<b>44.6%</b>	0.1%	0.2%	0%	0%	<b>0.4%</b>	0.1%	49.6%	2.4%	0%	<b>52.1%</b>	2.1%	0.3%	0.4%	0%	<b>2.8%</b>	-
<b>PHF</b>	0.500	0.892	-	-	<b>0.904</b>	0.375	0.500	0.250	-	<b>0.667</b>	0.375	0.854	0.750	-	<b>0.859</b>	0.750	0.350	0.667	-	<b>0.679</b>	0.950
<b>Lights</b>	10	792	0	0	<b>802</b>	0	0	1	0	<b>1</b>	1	937	34	0	<b>972</b>	14	5	4	0	<b>23</b>	1798
<b>% Lights</b>	83.3%	89.5%	0%	0%	<b>89.4%</b>	0%	0%	100%	0%	<b>12.5%</b>	33.3%	94.0%	70.8%	0%	<b>92.7%</b>	33.3%	71.4%	50.0%	0%	<b>40.4%</b>	89.5%
<b>Articulated Trucks</b>	1	30	0	0	<b>31</b>	0	1	0	0	<b>1</b>	1	20	9	0	<b>30</b>	16	2	2	0	<b>20</b>	82
<b>% Articulated Trucks</b>	8.3%	3.4%	0%	0%	<b>3.5%</b>	0%	25.0%	0%	0%	<b>12.5%</b>	33.3%	2.0%	18.8%	0%	<b>2.9%</b>	38.1%	28.6%	25.0%	0%	<b>35.1%</b>	4.1%
<b>Buses and Single-Unit Trucks</b>	1	63	0	0	<b>64</b>	3	3	0	0	<b>6</b>	1	40	5	0	<b>46</b>	12	0	2	0	<b>14</b>	130
<b>% Buses and Single-Unit Trucks</b>	8.3%	7.1%	0%	0%	<b>7.1%</b>	100%	75.0%	0%	0%	<b>75.0%</b>	33.3%	4.0%	10.4%	0%	<b>4.4%</b>	28.6%	0%	25.0%	0%	<b>24.6%</b>	6.5%

\*L: Left, R: Right, T: Thru, U: U-Turn

**Pulaski Road - 36th Street - TMC**

Tue Apr 11, 2023

AM Peak (7:15 AM - 8:15 AM)

All Classes (Lights, Articulated Trucks, Buses and Single-Unit Trucks)

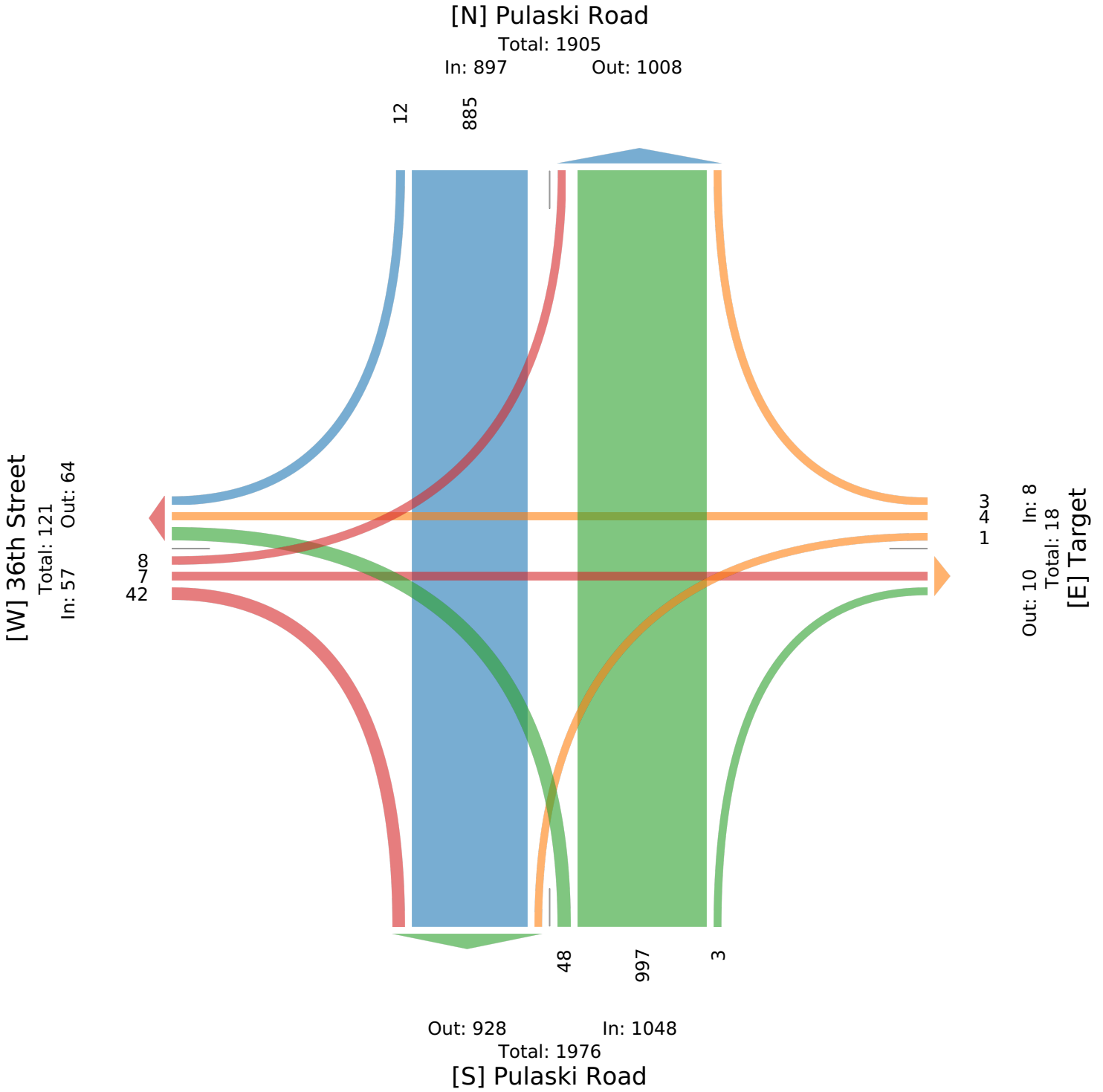
All Movements

ID: 1056991, Location: 41.828839, -87.724171

Provided by: Fish Transportation Group Inc.

1950 N Washington Street, Suite 211,

Naperville, IL, 60563, US



**Pulaski Road - 36th Street - TMC**

Tue Apr 11, 2023

Midday Peak (1 PM - 2 PM)

All Classes (Lights, Articulated Trucks, Buses and Single-Unit Trucks)

All Movements

ID: 1056991, Location: 41.828839, -87.724171

Provided by: Fish Transportation Group Inc.

1950 N Washington Street, Suite 211,

Naperville, IL, 60563, US

Leg Direction	Pulaski Road Southbound					Target Westbound					Pulaski Road Northbound					36th Street Eastbound					Int
	R	T	L	U	App	R	T	L	U	App	R	T	L	U	App	R	T	L	U	App	
Time																					
2023-04-11 1:00PM	1	206	1	0	<b>208</b>	1	3	1	0	<b>5</b>	0	172	12	1	<b>185</b>	13	1	2	0	<b>16</b>	<b>414</b>
1:15PM	3	207	3	0	<b>213</b>	2	2	1	0	<b>5</b>	0	199	7	0	<b>206</b>	17	2	0	0	<b>19</b>	<b>443</b>
1:30PM	5	239	2	0	<b>246</b>	1	3	0	0	<b>4</b>	1	206	11	0	<b>218</b>	12	0	2	0	<b>14</b>	<b>482</b>
1:45PM	2	247	2	0	<b>251</b>	3	0	0	0	<b>3</b>	0	211	12	0	<b>223</b>	9	3	1	0	<b>13</b>	<b>490</b>
<b>Total</b>	<b>11</b>	<b>899</b>	<b>8</b>	<b>0</b>	<b>918</b>	<b>7</b>	<b>8</b>	<b>2</b>	<b>0</b>	<b>17</b>	<b>1</b>	<b>788</b>	<b>42</b>	<b>1</b>	<b>832</b>	<b>51</b>	<b>6</b>	<b>5</b>	<b>0</b>	<b>62</b>	<b>1829</b>
<b>% Approach</b>	1.2%	97.9%	0.9%	0%	-	41.2%	47.1%	11.8%	0%	-	0.1%	94.7%	5.0%	0.1%	-	82.3%	9.7%	8.1%	0%	-	-
<b>% Total</b>	0.6%	49.2%	0.4%	0%	<b>50.2%</b>	0.4%	0.4%	0.1%	0%	<b>0.9%</b>	0.1%	43.1%	2.3%	0.1%	<b>45.5%</b>	2.8%	0.3%	0.3%	0%	<b>3.4%</b>	-
<b>PHF</b>	0.550	0.910	0.667	-	<b>0.914</b>	0.583	0.667	0.500	-	<b>0.850</b>	0.250	0.934	0.875	0.250	<b>0.933</b>	0.750	0.500	0.625	-	<b>0.816</b>	0.933
<b>Lights</b>	4	816	5	0	<b>825</b>	3	3	2	0	<b>8</b>	1	678	19	1	<b>699</b>	27	1	2	0	<b>30</b>	1562
<b>% Lights</b>	36.4%	90.8%	62.5%	0%	<b>89.9%</b>	42.9%	37.5%	100%	0%	<b>47.1%</b>	100%	86.0%	45.2%	100%	<b>84.0%</b>	52.9%	16.7%	40.0%	0%	<b>48.4%</b>	85.4%
<b>Articulated Trucks</b>	1	45	2	0	<b>48</b>	3	3	0	0	<b>6</b>	0	29	15	0	<b>44</b>	21	2	1	0	<b>24</b>	122
<b>% Articulated Trucks</b>	9.1%	5.0%	25.0%	0%	<b>5.2%</b>	42.9%	37.5%	0%	0%	<b>35.3%</b>	0%	3.7%	35.7%	0%	<b>5.3%</b>	41.2%	33.3%	20.0%	0%	<b>38.7%</b>	6.7%
<b>Buses and Single-Unit Trucks</b>	6	38	1	0	<b>45</b>	1	2	0	0	<b>3</b>	0	81	8	0	<b>89</b>	3	3	2	0	<b>8</b>	145
<b>% Buses and Single-Unit Trucks</b>	54.5%	4.2%	12.5%	0%	<b>4.9%</b>	14.3%	25.0%	0%	0%	<b>17.6%</b>	0%	10.3%	19.0%	0%	<b>10.7%</b>	5.9%	50.0%	40.0%	0%	<b>12.9%</b>	7.9%

\*L: Left, R: Right, T: Thru, U: U-Turn

**Pulaski Road - 36th Street - TMC**

Tue Apr 11, 2023

Midday Peak (1 PM - 2 PM)

All Classes (Lights, Articulated Trucks, Buses and Single-Unit Trucks)

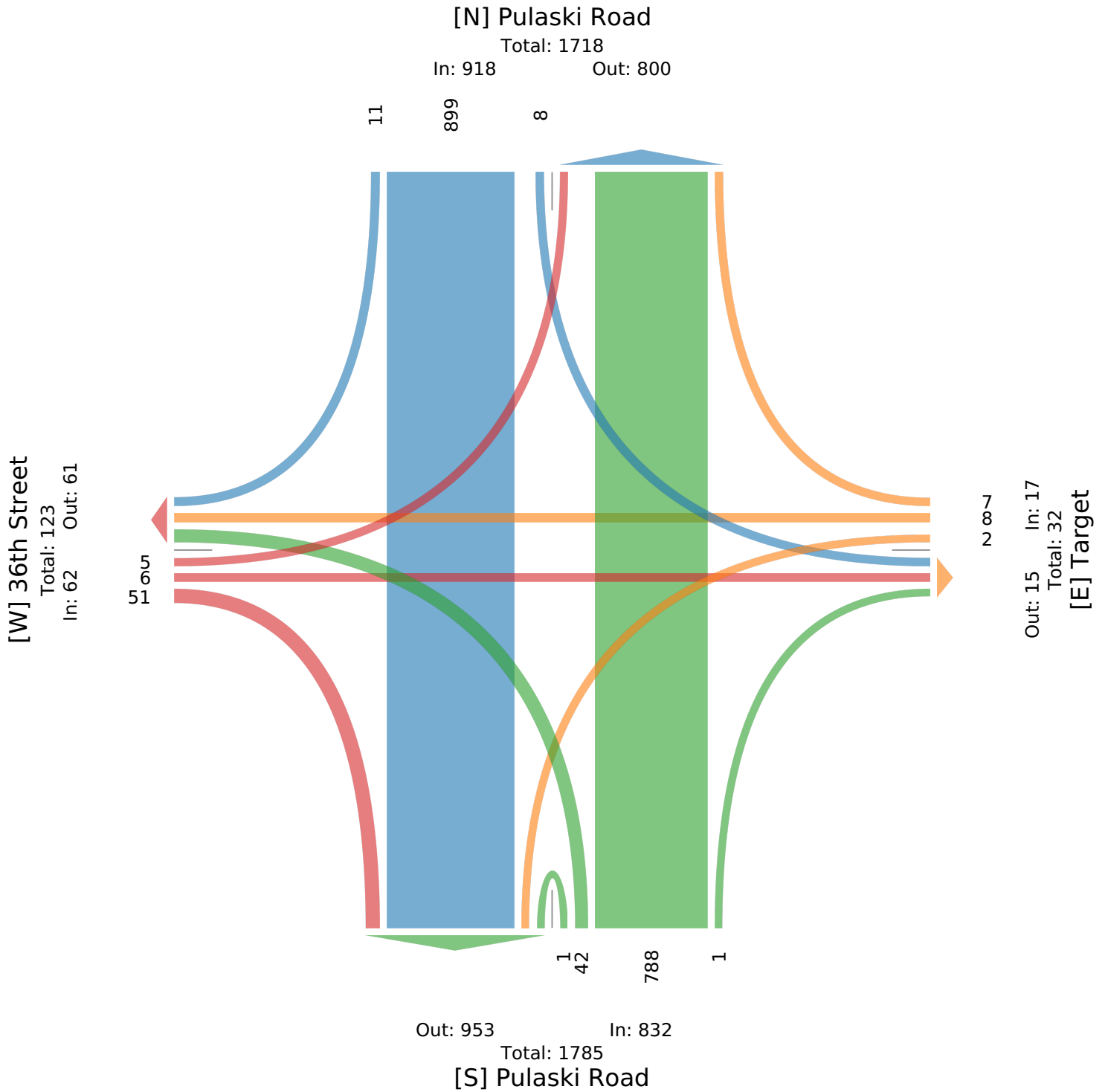
All Movements

ID: 1056991, Location: 41.828839, -87.724171

Provided by: Fish Transportation Group Inc.

1950 N Washington Street, Suite 211,

Naperville, IL, 60563, US



**Pulaski Road - 36th Street - TMC**

Tue Apr 11, 2023

PM Peak (4 PM - 5 PM) - Overall Peak Hour

All Classes (Lights, Articulated Trucks, Buses and Single-Unit Trucks)

All Movements

ID: 1056991, Location: 41.828839, -87.724171

Provided by: Fish Transportation Group Inc.

1950 N Washington Street, Suite 211,

Naperville, IL, 60563, US

Leg Direction	Pulaski Road Southbound					Target Westbound					Pulaski Road Northbound					36th Street Eastbound					Int
	R	T	L	U	App	R	T	L	U	App	R	T	L	U	App	R	T	L	U	App	
Time																					
2023-04-11 4:00PM	2	359	0	0	<b>361</b>	0	2	3	0	<b>5</b>	0	211	10	0	<b>221</b>	29	1	3	0	<b>33</b>	<b>620</b>
4:15PM	1	324	0	0	<b>325</b>	0	0	6	0	<b>6</b>	1	211	14	0	<b>226</b>	21	1	2	0	<b>24</b>	<b>581</b>
4:30PM	3	283	1	0	<b>287</b>	1	1	0	0	<b>2</b>	0	200	8	0	<b>208</b>	31	1	3	0	<b>35</b>	<b>532</b>
4:45PM	1	298	0	0	<b>299</b>	2	0	0	0	<b>2</b>	0	214	15	0	<b>229</b>	16	0	4	0	<b>20</b>	<b>550</b>
<b>Total</b>	<b>7</b>	<b>1264</b>	<b>1</b>	<b>0</b>	<b>1272</b>	<b>3</b>	<b>3</b>	<b>9</b>	<b>0</b>	<b>15</b>	<b>1</b>	<b>836</b>	<b>47</b>	<b>0</b>	<b>884</b>	<b>97</b>	<b>3</b>	<b>12</b>	<b>0</b>	<b>112</b>	<b>2283</b>
<b>% Approach</b>	0.6%	99.4%	0.1%	0%	-	20.0%	20.0%	60.0%	0%	-	0.1%	94.6%	5.3%	0%	-	86.6%	2.7%	10.7%	0%	-	-
<b>% Total</b>	0.3%	55.4%	0%	0%	<b>55.7%</b>	0.1%	0.1%	0.4%	0%	<b>0.7%</b>	0%	36.6%	2.1%	0%	<b>38.7%</b>	4.2%	0.1%	0.5%	0%	<b>4.9%</b>	-
<b>PHF</b>	0.583	0.880	0.250	-	<b>0.881</b>	0.375	0.375	0.375	-	<b>0.625</b>	0.250	0.977	0.783	-	<b>0.965</b>	0.782	0.750	0.750	-	<b>0.800</b>	0.921
<b>Lights</b>	3	1210	0	0	<b>1213</b>	0	1	9	0	<b>10</b>	1	779	15	0	<b>795</b>	83	0	12	0	<b>95</b>	2113
<b>% Lights</b>	42.9%	95.7%	0%	0%	<b>95.4%</b>	0%	33.3%	100%	0%	<b>66.7%</b>	100%	93.2%	31.9%	0%	<b>89.9%</b>	85.6%	0%	100%	0%	<b>84.8%</b>	92.6%
<b>Articulated Trucks</b>	1	16	0	0	<b>17</b>	3	2	0	0	<b>5</b>	0	8	21	0	<b>29</b>	5	1	0	0	<b>6</b>	57
<b>% Articulated Trucks</b>	14.3%	1.3%	0%	0%	<b>1.3%</b>	100%	66.7%	0%	0%	<b>33.3%</b>	0%	1.0%	44.7%	0%	<b>3.3%</b>	5.2%	33.3%	0%	0%	<b>5.4%</b>	2.5%
<b>Buses and Single-Unit Trucks</b>	3	38	1	0	<b>42</b>	0	0	0	0	<b>0</b>	0	49	11	0	<b>60</b>	9	2	0	0	<b>11</b>	113
<b>% Buses and Single-Unit Trucks</b>	42.9%	3.0%	100%	0%	<b>3.3%</b>	0%	0%	0%	0%	<b>0%</b>	0%	5.9%	23.4%	0%	<b>6.8%</b>	9.3%	66.7%	0%	0%	<b>9.8%</b>	4.9%

\*L: Left, R: Right, T: Thru, U: U-Turn

**Pulaski Road - 36th Street - TMC**

Tue Apr 11, 2023

PM Peak (4 PM - 5 PM) - Overall Peak Hour

All Classes (Lights, Articulated Trucks, Buses and Single-Unit Trucks)

All Movements

ID: 1056991, Location: 41.828839, -87.724171

Provided by: Fish Transportation Group Inc.

1950 N Washington Street, Suite 211,

Naperville, IL, 60563, US

