

Ogden Avenue - Central Avenue - TMC

Tue Oct 3, 2023

Full Length (12 AM-12 AM (+1))

All Classes (Lights, Single-Unit Trucks, Articulated Trucks, Buses, Pedestrians, Bicycles on Road, Bicycles on Crosswalk)

All Movements

ID: 1115345, Location: 41.837454, -87.763457

Provided by: Fish Transportation Group Inc.

1950 N Washington Street, Suite 211,

Naperville, IL, 60563, US

Leg Direction	Truck Yard Southbound						Ogden Avenue Southwestbound						Central Avenue Northbound						Ogden Avenue Northeastbound						
Time	BR	T	HL	U	App	Ped*	HR	T	BL	U	App	Ped*	BR	T	HL	U	App	Ped*	HR	T	BL	U	App	Ped*	Int
2023-10-03 12:00AM	1	0	3	0	4	0	2	54	18	0	74	0	12	0	0	0	12	0	1	57	2	0	60	0	150
1:00AM	1	0	3	0	4	0	1	51	9	0	61	0	6	0	1	0	7	0	1	50	1	0	52	0	124
2:00AM	1	0	2	0	3	0	2	25	6	0	33	0	5	0	1	0	6	0	0	49	0	0	49	0	91
3:00AM	1	0	4	0	5	0	3	38	7	0	48	0	8	0	3	0	11	0	0	48	0	0	48	0	112
4:00AM	2	0	3	0	5	0	5	90	10	0	105	0	28	0	3	0	31	0	0	121	2	0	123	0	264
5:00AM	4	0	5	0	9	1	3	199	18	0	220	0	116	0	2	0	118	1	0	408	3	0	411	0	758
6:00AM	5	0	3	0	8	0	1	328	33	0	362	0	162	0	3	0	165	2	0	1482	2	0	1484	0	2019
7:00AM	7	0	5	0	12	0	4	504	76	0	584	0	191	0	2	0	193	2	6	1665	3	0	1674	0	2463
8:00AM	7	0	1	0	8	0	4	558	91	0	653	0	212	0	13	0	225	6	10	1416	0	0	1426	0	2312
9:00AM	6	0	3	0	9	1	4	423	61	0	488	0	189	0	5	0	194	3	4	1048	2	0	1054	0	1745
10:00AM	10	0	13	0	23	0	2	415	57	0	474	0	108	0	8	0	116	2	5	630	0	0	635	0	1248
11:00AM	9	0	20	0	29	3	2	463	73	1	539	0	101	0	18	0	119	0	3	509	2	0	514	0	1201
12:00PM	7	0	21	0	28	0	1	490	87	0	578	0	114	0	13	0	127	3	4	432	0	0	436	0	1169
1:00PM	3	0	15	0	18	0	1	657	118	0	776	0	119	0	9	0	128	2	5	494	1	0	500	0	1422
2:00PM	1	1	11	0	13	0	3	898	188	0	1089	0	115	0	9	0	124	6	6	522	0	0	528	0	1754
3:00PM	4	1	6	0	11	1	2	1125	210	0	1337	0	154	0	12	0	166	5	2	713	0	0	715	0	2229
4:00PM	2	1	8	0	11	0	0	1155	206	0	1361	0	138	0	12	0	150	7	4	697	1	0	702	0	2224
5:00PM	4	1	12	0	17	0	2	1063	185	0	1250	0	120	0	14	0	134	7	7	690	2	0	699	0	2100
6:00PM	2	0	10	0	12	0	1	857	151	0	1009	0	127	0	7	0	134	1	4	605	0	0	609	0	1764
7:00PM	2	0	13	0	15	0	0	433	93	0	526	0	97	0	16	0	113	0	1	401	0	0	402	0	1056
8:00PM	1	0	7	0	8	0	0	294	42	0	336	0	57	0	6	0	63	3	3	296	0	0	299	0	706
9:00PM	1	0	6	0	7	0	1	192	45	0	238	0	41	0	8	0	49	4	1	227	0	0	228	0	522
10:00PM	1	0	8	1	10	0	0	185	39	0	224	0	30	0	9	0	39	0	1	173	0	0	174	0	447
11:00PM	1	0	5	0	6	0	0	99	18	0	117	0	19	0	5	0	24	3	0	119	0	0	119	0	266
Total	83	4	187	1	275	6	44	10596	1841	1	12482	0	2269	0	179	0	2448	57	68	12852	21	0	12941	0	28146
% Approach	30.2%	1.5%	68.0%	0.4%	-	-	0.4%	84.9%	14.7%	0%	-	-	92.7%	0%	7.3%	0%	-	-	0.5%	99.3%	0.2%	0%	-	-	-
% Total	0.3%	0%	0.7%	0%	1.0%	-	0.2%	37.6%	6.5%	0%	44.3%	-	8.1%	0%	0.6%	0%	8.7%	-	0.2%	45.7%	0.1%	0%	46.0%	-	-
Lights	1	0	7	1	9	-	1	9986	1802	1	11790	-	2211	0	174	0	2385	-	55	12123	3	0	12181	-	26365
% Lights	1.2%	0%	3.7%	100%	3.3%	-	2.3%	94.2%	97.9%	100%	94.5%	-	97.4%	0%	97.2%	0%	97.4%	-	80.9%	94.3%	14.3%	0%	94.1%	-	93.7%
Single-Unit Trucks	76	3	180	0	259	-	43	317	26	0	386	-	36	0	3	0	39	-	9	425	18	0	452	-	1136
% Single-Unit Trucks	91.6%	75.0%	96.3%	0%	94.2%	-	97.7%	3.0%	1.4%	0%	3.1%	-	1.6%	0%	1.7%	0%	1.6%	-	13.2%	3.3%	85.7%	0%	3.5%	-	4.0%
Articulated Trucks	6	1	0	0	7	-	0	258	6	0	264	-	10	0	1	0	11	-	1	252	0	0	253	-	535
% Articulated Trucks	7.2%	25.0%	0%	0%	2.5%	-	0%	2.4%	0.3%	0%	2.1%	-	0.4%	0%	0.6%	0%	0.4%	-	1.5%	2.0%	0%	0%	2.0%	-	1.9%
Buses	0	0	0	0	0	-	0	25	7	0	32	-	10	0	1	0	11	-	1	35	0	0	36	-	79
% Buses	0%	0%	0%	0%	0%	-	0%	0.2%	0.4%	0%	0.3%	-	0.4%	0%	0.6%	0%	0.4%	-	1.5%	0.3%	0%	0%	0.3%	-	0.3%
Bicycles on Road	0	0	0	0	0	-	0	10	0	0	10	-	2	0	0	0	2	-	2	17	0	0	19	-	31
% Bicycles on Road	0%	0%	0%	0%	0%	-	0%	0.1%	0%	0%	0.1%	-	0.1%	0%	0%	0%	0.1%	-	2.9%	0.1%	0%	0%	0.1%	-	0.1%
Pedestrians	-	-	-	-	-	4	-	-	-	-	-	0	-	-	-	-	-	29	-	-	-	-	-	0	-
% Pedestrians	-	-	-	-	-	66.7%	-	-	-	-	-	-	-	-	-	-	-	50.9%	-	-	-	-	-	-	-
Bicycles on Crosswalk	-	-	-	-	-	2	-	-	-	-	-	0	-	-	-	-	-	28	-	-	-	-	-	0	-
% Bicycles on Crosswalk	-	-	-	-	-	33.3%	-	-	-	-	-	-	-	-	-	-	-	49.1%	-	-	-	-	-	-	-

*Pedestrians and Bicycles on Crosswalk. BL: Bear left, BR: Bear right, HL: Hard left, HR: Hard right, T: Thru, U: U-Turn

Ogden Avenue - Central Avenue - TMC

Tue Oct 3, 2023

Full Length (12 AM-12 AM (+1))

All Classes (Lights, Single-Unit Trucks, Articulated Trucks, Buses, Pedestrians, Bicycles on Road, Bicycles on Crosswalk)

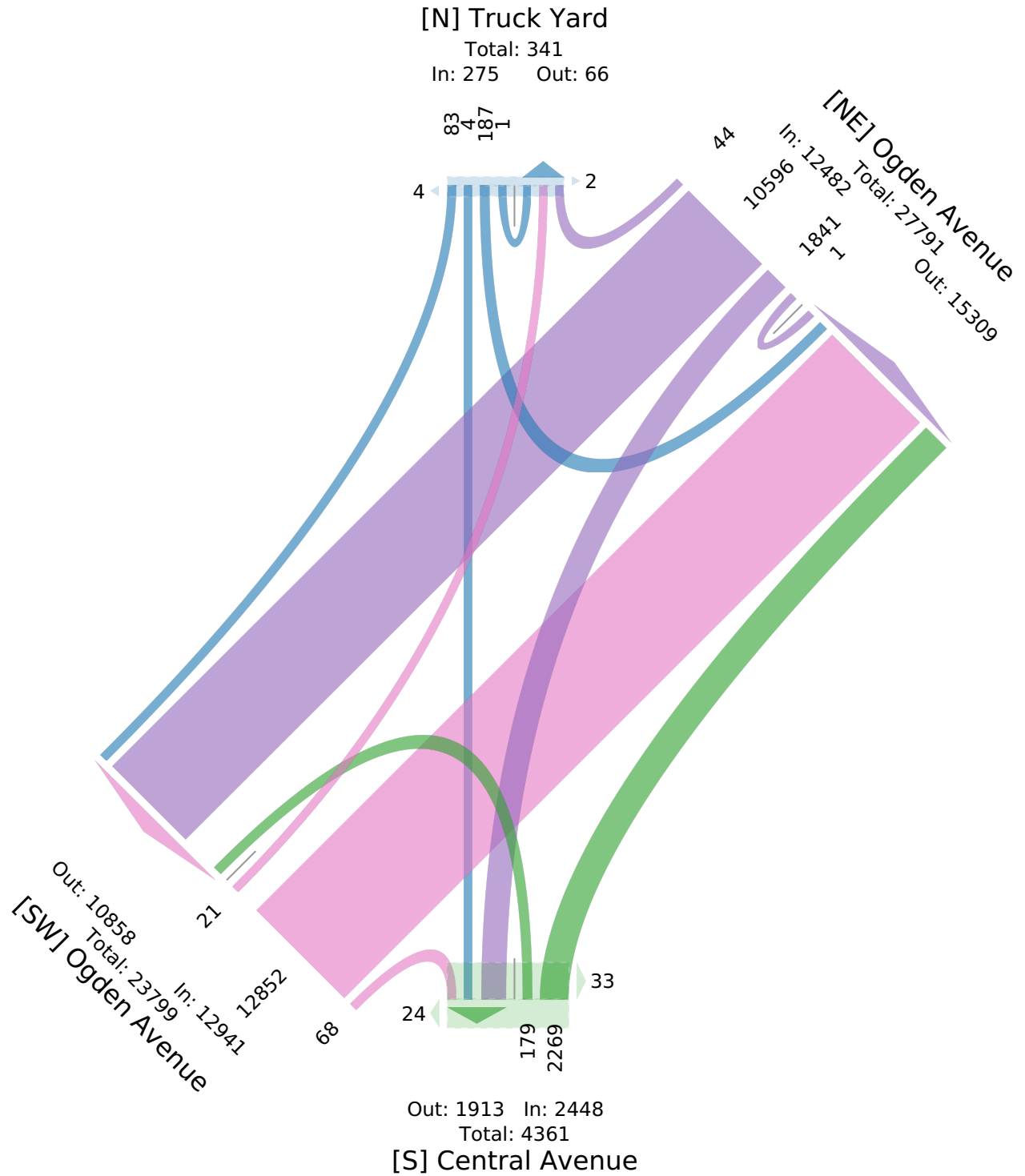
All Movements

ID: 1115345, Location: 41.837454, -87.763457

Provided by: Fish Transportation Group Inc.

1950 N Washington Street, Suite 211,

Naperville, IL, 60563, US



Ogden Avenue - Central Avenue - TMC

Tue Oct 3, 2023

AM Peak (7 AM - 8 AM) - Overall Peak Hour

All Classes (Lights, Single-Unit Trucks, Articulated Trucks, Buses, Pedestrians, Bicycles on Road, Bicycles on Crosswalk)

All Movements

ID: 1115345, Location: 41.837454, -87.763457

Provided by: Fish Transportation Group Inc.

1950 N Washington Street, Suite 211,

Naperville, IL, 60563, US

Leg Direction	Truck Yard Southbound						Ogden Avenue Southwestbound						Central Avenue Northbound						Ogden Avenue Northeastbound						
Time	BR	T	HL	U	App	Ped*	HR	T	BL	U	App	Ped*	BR	T	HL	U	App	Ped*	HR	T	BL	U	App	Ped*	Int
2023-10-03 7:00AM	2	0	1	0	3	0	1	104	11	0	116	0	44	0	1	0	45	1	2	431	1	0	434	0	598
7:15AM	2	0	4	0	6	0	1	129	16	0	146	0	54	0	0	0	54	0	0	470	0	0	470	0	676
7:30AM	0	0	0	0	0	0	1	119	13	0	133	0	38	0	0	0	38	0	2	379	1	0	382	0	553
7:45AM	3	0	0	0	3	0	1	152	36	0	189	0	55	0	1	0	56	1	2	385	1	0	388	0	636
Total	7	0	5	0	12	0	4	504	76	0	584	0	191	0	2	0	193	2	6	1665	3	0	1674	0	2463
% Approach	58.3%	0%	41.7%	0%	-	-	0.7%	86.3%	13.0%	0%	-	-	99.0%	0%	1.0%	0%	-	-	0.4%	99.5%	0.2%	0%	-	-	-
% Total	0.3%	0%	0.2%	0%	0.5%	-	0.2%	20.5%	3.1%	0%	23.7%	-	7.8%	0%	0.1%	0%	7.8%	-	0.2%	67.6%	0.1%	0%	68.0%	-	-
PHF	0.583	-	0.313	-	0.500	-	1.000	0.827	0.528	-	0.771	-	0.868	-	0.500	-	0.862	-	0.750	0.886	0.750	-	0.891	-	0.911
Lights	0	0	0	0	0	-	1	470	73	0	544	-	187	0	2	0	189	-	5	1582	0	0	1587	-	2320
% Lights	0%	0%	0%	0%	0%	-	25.0%	93.3%	96.1%	0%	93.2%	-	97.9%	0%	100%	0%	97.9%	-	83.3%	95.0%	0%	0%	94.8%	-	94.2%
Single-Unit Trucks	4	0	5	0	9	-	3	10	3	0	16	-	3	0	0	0	3	-	0	39	3	0	42	-	70
% Single-Unit Trucks	57.1%	0%	100%	0%	75.0%	-	75.0%	2.0%	3.9%	0%	2.7%	-	1.6%	0%	0%	0%	1.6%	-	0%	2.3%	100%	0%	2.5%	-	2.8%
Articulated Trucks	3	0	0	0	3	-	0	22	0	0	22	-	1	0	0	0	1	-	1	36	0	0	37	-	63
% Articulated Trucks	42.9%	0%	0%	0%	25.0%	-	0%	4.4%	0%	0%	3.8%	-	0.5%	0%	0%	0%	0.5%	-	16.7%	2.2%	0%	0%	2.2%	-	2.6%
Buses	0	0	0	0	0	-	0	1	0	0	1	-	0	0	0	0	0	-	0	5	0	0	5	-	6
% Buses	0%	0%	0%	0%	0%	-	0%	0.2%	0%	0%	0.2%	-	0%	0%	0%	0%	0%	-	0%	0.3%	0%	0%	0.3%	-	0.2%
Bicycles on Road	0	0	0	0	0	-	0	1	0	0	1	-	0	0	0	0	0	-	0	3	0	0	3	-	4
% Bicycles on Road	0%	0%	0%	0%	0%	-	0%	0.2%	0%	0%	0.2%	-	0%	0%	0%	0%	0%	-	0%	0.2%	0%	0%	0.2%	-	0.2%
Pedestrians	-	-	-	-	-	0	-	-	-	-	-	0	-	-	-	-	-	1	-	-	-	-	-	-	0
% Pedestrians	-	-	-	-	-	-	-	-	-	-	-	-	-	-	-	-	-	50.0%	-	-	-	-	-	-	-
Bicycles on Crosswalk	-	-	-	-	-	0	-	-	-	-	-	0	-	-	-	-	-	1	-	-	-	-	-	-	0
% Bicycles on Crosswalk	-	-	-	-	-	-	-	-	-	-	-	-	-	-	-	-	-	50.0%	-	-	-	-	-	-	-

* Pedestrians and Bicycles on Crosswalk. BL: Bear left, BR: Bear right, HL: Hard left, HR: Hard right, T: Thru, U: U-Turn

Ogden Avenue - Central Avenue - TMC

Tue Oct 3, 2023

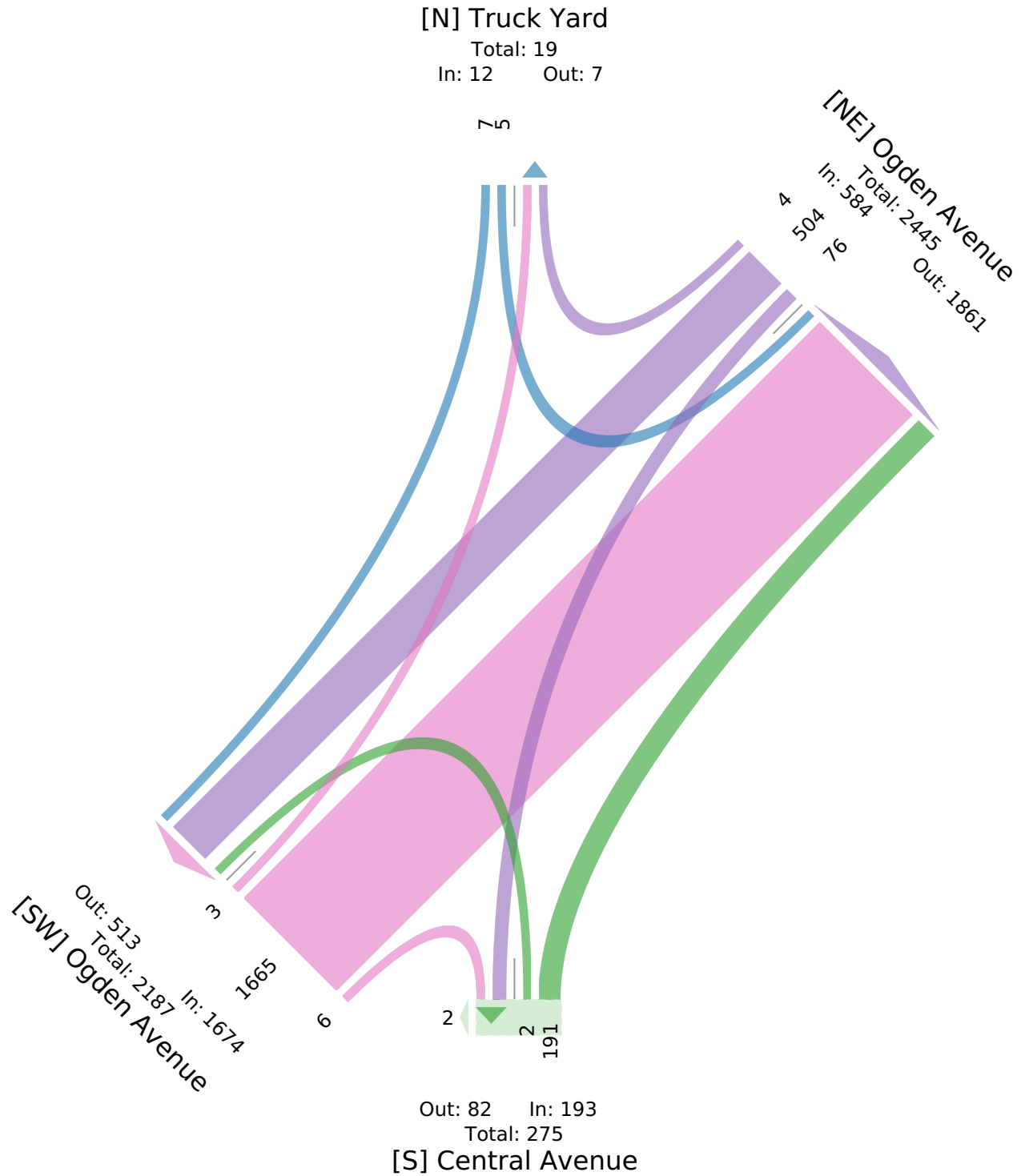
AM Peak (7 AM - 8 AM) - Overall Peak Hour

All Classes (Lights, Single-Unit Trucks, Articulated Trucks, Buses, Pedestrians, Bicycles on Road, Bicycles on Crosswalk)

All Movements

ID: 1115345, Location: 41.837454, -87.763457

Provided by: Fish Transportation Group Inc.
1950 N Washington Street, Suite 211,
Naperville, IL, 60563, US



Ogden Avenue - Central Avenue - TMC

Tue Oct 3, 2023

Midday Peak (1 PM - 2 PM)

All Classes (Lights, Single-Unit Trucks, Articulated Trucks, Buses, Pedestrians, Bicycles on Road, Bicycles on Crosswalk)

All Movements

ID: 1115345, Location: 41.837454, -87.763457

Provided by: Fish Transportation Group Inc.

1950 N Washington Street, Suite 211,

Naperville, IL, 60563, US

Leg Direction	Truck Yard Southbound					Ogden Avenue Southwestbound					Central Avenue Northbound					Ogden Avenue Northeastbound					Int				
	BR	T	HL	U	App Ped*	HR	T	BL	U	App Ped*	BR	T	HL	U	App Ped*	HR	T	BL	U	App Ped*					
2023-10-03 1:00PM	0	0	8	0	8	0	1	119	23	0	143	0	33	0	0	0	33	0	2	116	0	0	118	0	302
1:15PM	0	0	1	0	1	0	0	166	33	0	199	0	33	0	3	0	36	0	1	146	0	0	147	0	383
1:30PM	2	0	5	0	7	0	0	172	25	0	197	0	23	0	4	0	27	0	0	120	1	0	121	0	352
1:45PM	1	0	1	0	2	0	0	200	37	0	237	0	30	0	2	0	32	2	2	112	0	0	114	0	385
Total	3	0	15	0	18	0	1	657	118	0	776	0	119	0	9	0	128	2	5	494	1	0	500	0	1422
% Approach	16.7%	0%	83.3%	0%	-	-	0.1%	84.7%	15.2%	0%	-	-	93.0%	0%	7.0%	0%	-	-	1.0%	98.8%	0.2%	0%	-	-	-
% Total	0.2%	0%	1.1%	0%	1.3%	-	0.1%	46.2%	8.3%	0%	54.6%	-	8.4%	0%	0.6%	0%	9.0%	-	0.4%	34.7%	0.1%	0%	35.2%	-	-
PHF	0.375	-	0.469	-	0.563	-	0.250	0.821	0.797	-	0.819	-	0.902	-	0.563	-	0.889	-	0.625	0.846	0.250	-	0.850	-	0.923
Lights	0	0	1	0	1	-	0	593	111	0	704	-	116	0	9	0	125	-	4	459	1	0	464	-	1294
% Lights	0%	0%	6.7%	0%	5.6%	-	0%	90.3%	94.1%	0%	90.7%	-	97.5%	0%	100%	0%	97.7%	-	80.0%	92.9%	100%	0%	92.8%	-	91.0%
Single-Unit Trucks	3	0	14	0	17	-	1	31	5	0	37	-	3	0	0	0	3	-	1	13	0	0	14	-	71
% Single-Unit Trucks	100%	0%	93.3%	0%	94.4%	-	100%	4.7%	4.2%	0%	4.8%	-	2.5%	0%	0%	0%	2.3%	-	20.0%	2.6%	0%	0%	2.8%	-	5.0%
Articulated Trucks	0	0	0	0	0	-	0	29	1	0	30	-	0	0	0	0	0	-	0	22	0	0	22	-	52
% Articulated Trucks	0%	0%	0%	0%	0%	-	0%	4.4%	0.8%	0%	3.9%	-	0%	0%	0%	0%	0%	-	0%	4.5%	0%	0%	4.4%	-	3.7%
Buses	0	0	0	0	0	-	0	4	1	0	5	-	0	0	0	0	0	-	0	0	0	0	0	-	5
% Buses	0%	0%	0%	0%	0%	-	0%	0.6%	0.8%	0%	0.6%	-	0%	0%	0%	0%	0%	-	0%	0%	0%	0%	0%	-	0.4%
Bicycles on Road	0	0	0	0	0	-	0	0	0	0	0	-	0	0	0	0	0	-	0	0	0	0	0	-	0
% Bicycles on Road	0%	0%	0%	0%	0%	-	0%	0%	0%	0%	0%	-	0%	0%	0%	0%	0%	-	0%	0%	0%	0%	0%	-	0%
Pedestrians	-	-	-	-	0	-	-	-	-	-	0	-	-	-	-	-	1	-	-	-	-	-	0	-	0
% Pedestrians	-	-	-	-	-	-	-	-	-	-	-	-	-	-	-	-	50.0%	-	-	-	-	-	-	-	-
Bicycles on Crosswalk	-	-	-	-	0	-	-	-	-	-	0	-	-	-	-	-	1	-	-	-	-	-	0	-	0
% Bicycles on Crosswalk	-	-	-	-	-	-	-	-	-	-	-	-	-	-	-	-	50.0%	-	-	-	-	-	-	-	-

*Pedestrians and Bicycles on Crosswalk. BL: Bear left, BR: Bear right, HL: Hard left, HR: Hard right, T: Thru, U: U-Turn

Ogden Avenue - Central Avenue - TMC

Tue Oct 3, 2023

Midday Peak (1 PM - 2 PM)

All Classes (Lights, Single-Unit Trucks, Articulated Trucks, Buses, Pedestrians, Bicycles on Road, Bicycles on Crosswalk)

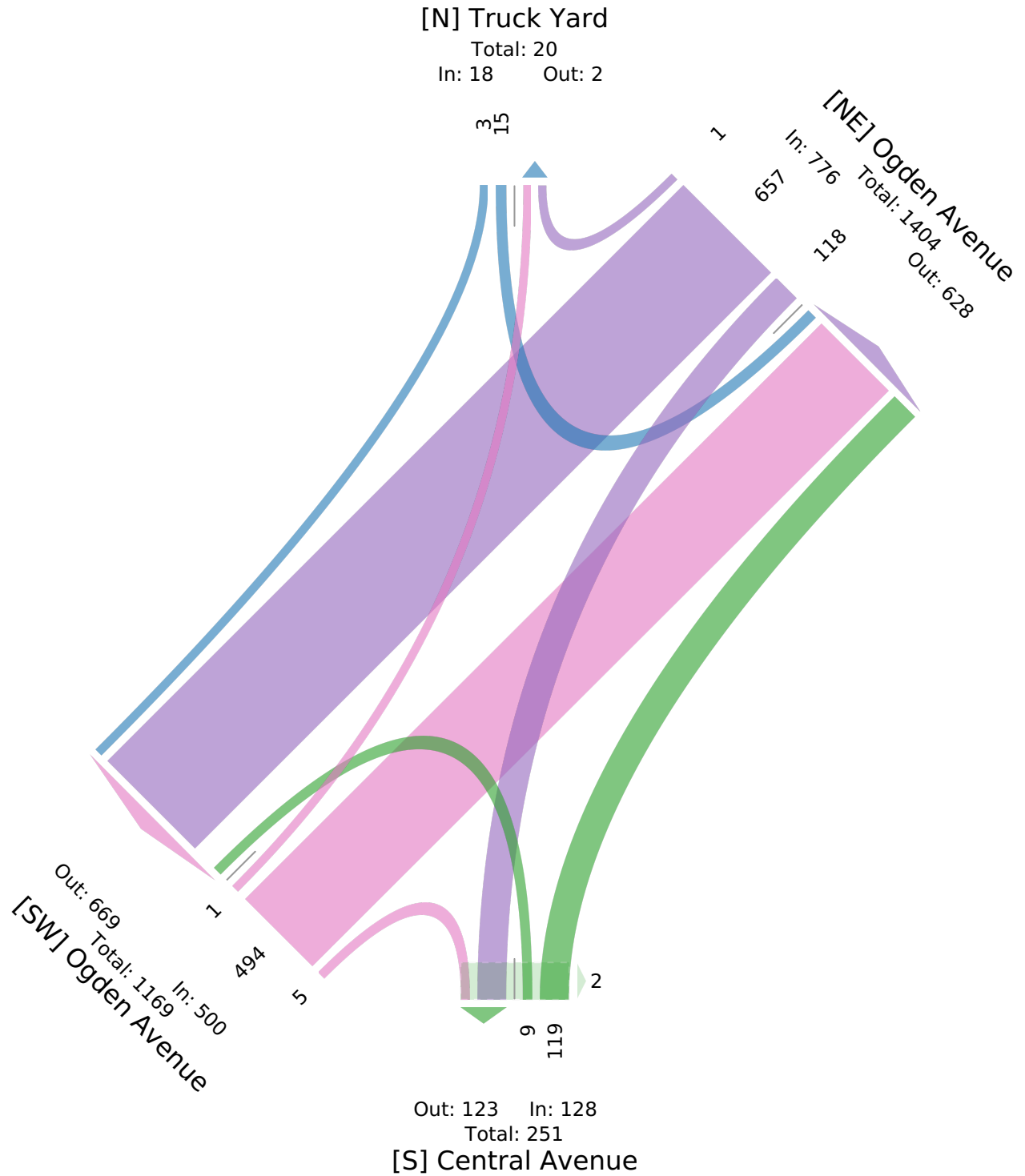
All Movements

ID: 1115345, Location: 41.837454, -87.763457

Provided by: Fish Transportation Group Inc.

1950 N Washington Street, Suite 211,

Naperville, IL, 60563, US



Ogden Avenue - Central Avenue - TMC

Tue Oct 3, 2023

PM Peak (3:15 PM - 4:15 PM)

All Classes (Lights, Single-Unit Trucks, Articulated Trucks, Buses, Pedestrians, Bicycles on Road, Bicycles on Crosswalk)

All Movements

ID: 1115345, Location: 41.837454, -87.763457

Provided by: Fish Transportation Group Inc.

1950 N Washington Street, Suite 211,

Naperville, IL, 60563, US

Leg Direction	Truck Yard Southbound						Ogden Avenue Southwestbound						Central Avenue Northbound						Ogden Avenue Northeastbound						
Time	BR	T	HL	U	App	Ped*	HR	T	BL	U	App	Ped*	BR	T	HL	U	App	Ped*	HR	T	BL	U	App	Ped*	Int
2023-10-03 3:15PM	0	0	3	0	3	1	1	291	64	0	356	0	46	0	2	0	48	2	0	184	0	0	184	0	591
3:30PM	2	0	2	0	4	0	0	294	46	0	340	0	41	0	2	0	43	0	1	188	0	0	189	0	576
3:45PM	1	1	0	0	2	0	0	298	61	0	359	0	36	0	2	0	38	2	1	174	0	0	175	0	574
4:00PM	0	0	2	0	2	0	0	289	62	0	351	0	45	0	1	0	46	4	0	177	1	0	178	0	577
Total	3	1	7	0	11	1	1	1172	233	0	1406	0	168	0	7	0	175	8	2	723	1	0	726	0	2318
% Approach	27.3%	9.1%	63.6%	0%	-	-	0.1%	83.4%	16.6%	0%	-	-	96.0%	0%	4.0%	0%	-	-	0.3%	99.6%	0.1%	0%	-	-	-
% Total	0.1%	0%	0.3%	0%	0.5%	-	0%	50.6%	10.1%	0%	60.7%	-	7.2%	0%	0.3%	0%	7.5%	-	0.1%	31.2%	0%	0%	31.3%	-	-
PHF	0.375	0.250	0.583	-	0.688	-	0.250	0.988	0.910	-	0.983	-	0.913	-	0.875	-	0.911	-	0.500	0.959	0.250	-	0.958	-	0.981
Lights	0	0	0	0	0	-	0	1120	231	0	1351	-	165	0	7	0	172	-	2	688	0	0	690	-	2213
% Lights	0%	0%	0%	0%	0%	-	0%	95.6%	99.1%	0%	96.1%	-	98.2%	0%	100%	0%	98.3%	-	100%	95.2%	0%	0%	95.0%	-	95.5%
Single-Unit Trucks	3	1	7	0	11	-	1	28	1	0	30	-	2	0	0	0	2	-	0	12	1	0	13	-	56
% Single-Unit Trucks	100%	100%	100%	0%	100%	-	100%	2.4%	0.4%	0%	2.1%	-	1.2%	0%	0%	0%	1.1%	-	0%	1.7%	100%	0%	1.8%	-	2.4%
Articulated Trucks	0	0	0	0	0	-	0	18	0	0	18	-	1	0	0	0	1	-	0	16	0	0	16	-	35
% Articulated Trucks	0%	0%	0%	0%	0%	-	0%	1.5%	0%	0%	1.3%	-	0.6%	0%	0%	0%	0.6%	-	0%	2.2%	0%	0%	2.2%	-	1.5%
Buses	0	0	0	0	0	-	0	4	1	0	5	-	0	0	0	0	0	-	0	5	0	0	5	-	10
% Buses	0%	0%	0%	0%	0%	-	0%	0.3%	0.4%	0%	0.4%	-	0%	0%	0%	0%	0%	-	0%	0.7%	0%	0%	0.7%	-	0.4%
Bicycles on Road	0	0	0	0	0	-	0	2	0	0	2	-	0	0	0	0	0	-	0	2	0	0	2	-	4
% Bicycles on Road	0%	0%	0%	0%	0%	-	0%	0.2%	0%	0%	0.1%	-	0%	0%	0%	0%	0%	-	0%	0.3%	0%	0%	0.3%	-	0.2%
Pedestrians	-	-	-	-	-	1	-	-	-	-	-	0	-	-	-	-	-	4	-	-	-	-	-	0	-
% Pedestrians	-	-	-	-	-	100%	-	-	-	-	-	-	-	-	-	-	-	50.0%	-	-	-	-	-	-	-
Bicycles on Crosswalk	-	-	-	-	-	0	-	-	-	-	-	0	-	-	-	-	-	4	-	-	-	-	-	0	-
% Bicycles on Crosswalk	-	-	-	-	-	0%	-	-	-	-	-	-	-	-	-	-	-	50.0%	-	-	-	-	-	-	-

*Pedestrians and Bicycles on Crosswalk. BL: Bear left, BR: Bear right, HL: Hard left, HR: Hard right, T: Thru, U: U-Turn

Ogden Avenue - Central Avenue - TMC

Tue Oct 3, 2023

PM Peak (3:15 PM - 4:15 PM)

All Classes (Lights, Single-Unit Trucks, Articulated Trucks, Buses, Pedestrians, Bicycles on Road, Bicycles on Crosswalk)

All Movements

ID: 1115345, Location: 41.837454, -87.763457

Provided by: Fish Transportation Group Inc.

1950 N Washington Street, Suite 211,

Naperville, IL, 60563, US

