

**Normal Avenue & Garfield Blvd WB - TMC**

Tue May 16, 2023

Full Length (1 PM-1 PM (+1))

All Classes (Lights, Articulated Trucks, Buses and Single-Unit Trucks, Pedestrians, Bicycles on Road, Bicycles on Crosswalk)

All Movements

ID: 1070494, Location: 41.794472, -87.637867

Provided by: Fish Transportation Group Inc.

1950 N Washington Street, Suite 211,

Naperville, IL, 60563, US

Leg Direction	Normal Avenue Southbound					Garfield Blvd WB Westbound					Normal Avenue Northbound					Garfield Blvd WB Eastbound		
Time	R	T	U	App	Ped*	R	T	L	App	Ped*	T	L	U	App	Ped*	App	Ped*	Int
2023-05-16 1:00PM	4	15	0	19	3	34	802	15	851	1	13	9	0	22	0	0	0	892
2:00PM	19	49	0	68	3	10	1130	29	1169	1	4	17	0	21	0	0	0	1258
3:00PM	1	14	0	15	7	6	1337	49	1392	0	4	56	0	60	0	0	0	1467
4:00PM	2	23	0	25	7	3	1508	43	1554	0	3	17	0	20	0	0	0	1599
5:00PM	6	7	0	13	0	1	1313	20	1334	0	2	11	0	13	0	0	0	1360
6:00PM	3	8	0	11	6	10	1054	23	1087	0	7	9	0	16	0	0	0	1114
7:00PM	0	8	0	8	6	5	673	13	691	0	2	0	0	2	0	0	0	701
8:00PM	1	1	0	2	2	3	532	5	540	0	1	5	0	6	0	0	0	548
9:00PM	6	14	0	20	3	28	469	9	506	1	13	5	0	18	1	0	0	544
10:00PM	3	25	0	28	2	11	424	10	445	0	2	3	0	5	0	0	0	478
11:00PM	1	5	0	6	2	3	321	0	324	0	2	4	0	6	0	0	0	336
2023-05-17 12:00AM	1	4	0	5	1	2	228	6	236	1	1	1	0	2	1	0	0	243
1:00AM	0	2	0	2	0	3	130	9	142	0	2	2	0	4	0	0	0	148
2:00AM	5	4	0	9	0	0	88	4	92	0	3	0	0	3	0	0	0	104
3:00AM	2	2	0	4	6	2	72	3	77	0	0	1	0	1	0	0	0	82
4:00AM	0	3	0	3	0	6	101	0	107	0	2	1	0	3	0	0	0	113
5:00AM	3	4	0	7	2	60	205	3	268	0	17	2	0	19	0	0	0	294
6:00AM	7	30	0	37	2	22	343	7	372	0	6	6	0	12	0	0	0	421
7:00AM	4	8	0	12	6	8	754	33	795	2	0	38	0	38	0	0	0	845
8:00AM	2	5	0	7	6	1	706	22	729	1	2	15	0	17	0	0	0	753
9:00AM	2	13	0	15	9	5	582	13	600	0	1	11	0	12	0	0	1	627
10:00AM	3	15	0	18	5	8	401	14	423	0	9	17	0	26	0	0	0	467
11:00AM	0	4	0	4	2	9	635	15	659	0	3	8	0	11	0	0	0	674
12:00PM	3	14	0	17	4	5	669	17	691	0	0	16	0	16	0	0	1	724
<b>Total</b>	78	277	0	355	84	245	14477	362	15084	7	99	254	0	353	2	0	2	15792
<b>% Approach</b>	22.0%	78.0%	0%	-	-	1.6%	96.0%	2.4%	-	-	28.0%	72.0%	0%	-	-	-	-	-
<b>% Total</b>	0.5%	1.8%	0%	2.2%	-	1.6%	91.7%	2.3%	95.5%	-	0.6%	1.6%	0%	2.2%	-	0%	-	-
<b>Lights</b>	76	273	0	349	-	241	14137	355	14733	-	96	247	0	343	-	0	-	15425
<b>% Lights</b>	97.4%	98.6%	0%	98.3%	-	98.4%	97.7%	98.1%	97.7%	-	97.0%	97.2%	0%	97.2%	-	-	-	97.7%
<b>Articulated Trucks</b>	0	0	0	0	-	1	6	0	7	-	0	1	0	1	-	0	-	8
<b>% Articulated Trucks</b>	0%	0%	0%	0%	-	0.4%	0%	0%	0%	-	0%	0.4%	0%	0.3%	-	-	-	0.1%
<b>Buses and Single-Unit Trucks</b>	2	3	0	5	-	3	324	4	331	-	3	6	0	9	-	0	-	345
<b>% Buses and Single-Unit Trucks</b>	2.6%	1.1%	0%	1.4%	-	1.2%	2.2%	1.1%	2.2%	-	3.0%	2.4%	0%	2.5%	-	-	-	2.2%
<b>Bicycles on Road</b>	0	1	0	1	-	0	10	3	13	-	0	0	0	0	-	0	-	14
<b>% Bicycles on Road</b>	0%	0.4%	0%	0.3%	-	0%	0.1%	0.8%	0.1%	-	0%	0%	0%	0%	-	-	-	0.1%
<b>Pedestrians</b>	-	-	-	-	78	-	-	-	-	7	-	-	-	-	2	-	-	1
<b>% Pedestrians</b>	-	-	-	-	92.9%	-	-	-	-	100%	-	-	-	-	100%	-	50.0%	-
<b>Bicycles on Crosswalk</b>	-	-	-	-	6	-	-	-	-	0	-	-	-	-	0	-	-	1
<b>% Bicycles on Crosswalk</b>	-	-	-	-	7.1%	-	-	-	-	0%	-	-	-	-	0%	-	50.0%	-

\*Pedestrians and Bicycles on Crosswalk. L: Left, R: Right, T: Thru, U: U-Turn

**Normal Avenue & Garfield Blvd WB - TMC**

Tue May 16, 2023

Full Length (1 PM-1 PM (+1))

All Classes (Lights, Articulated Trucks, Buses and Single-Unit Trucks, Pedestrians, Bicycles on Road, Bicycles on Crosswalk)

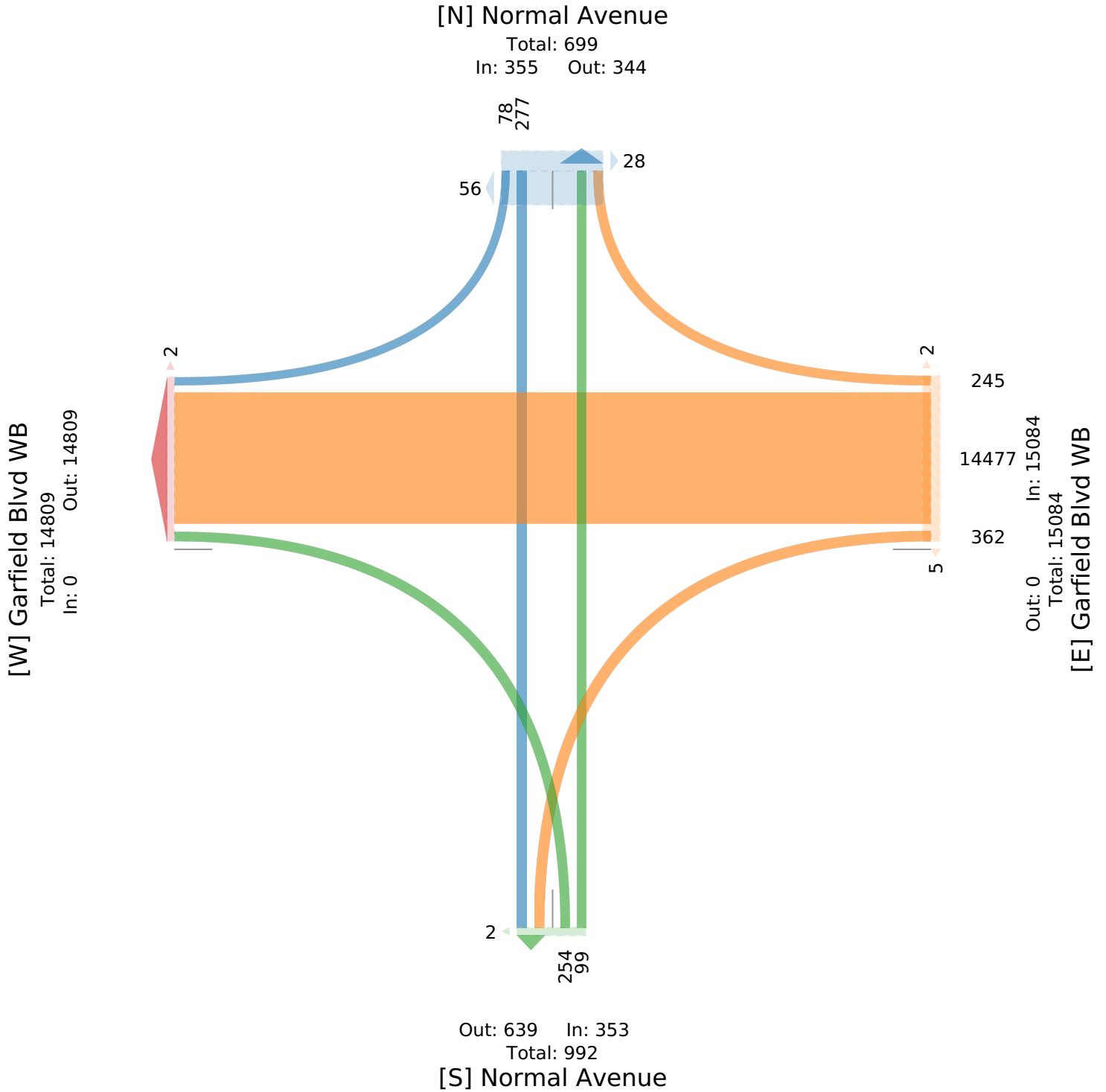
All Movements

ID: 1070494, Location: 41.794472, -87.637867

Provided by: Fish Transportation Group Inc.

1950 N Washington Street, Suite 211,

Naperville, IL, 60563, US



**Normal Avenue & Garfield Blvd WB - TMC**

Tue May 16, 2023

Midday Peak (May 16 2023 1PM - 2 PM)

All Classes (Lights, Articulated Trucks, Buses and Single-Unit Trucks, Pedestrians, Bicycles on Road, Bicycles on Crosswalk)

All Movements

ID: 1070494, Location: 41.794472, -87.637867

Provided by: Fish Transportation Group Inc.

1950 N Washington Street, Suite 211,

Naperville, IL, 60563, US

Leg Direction	Normal Avenue Southbound					Garfield Blvd WB Westbound					Normal Avenue Northbound					Garfield Blvd WB Eastbound		Int
	R	T	U	App	Ped*	R	T	L	App	Ped*	T	L	U	App	Ped*	App	Ped*	
2023-05-16 1:00PM	1	2	0	3	0	5	189	0	194	0	0	3	0	3	0	0	0	200
1:15PM	1	3	0	4	0	8	181	1	190	0	3	0	0	3	0	0	0	197
1:30PM	2	2	0	4	0	7	214	5	226	1	8	5	0	13	0	0	0	243
1:45PM	0	8	0	8	3	14	218	9	241	0	2	1	0	3	0	0	0	252
<b>Total</b>	4	15	0	19	3	34	802	15	851	1	13	9	0	22	0	0	0	892
<b>% Approach</b>	21.1%	78.9%	0%	-	-	4.0%	94.2%	1.8%	-	-	59.1%	40.9%	0%	-	-	-	-	-
<b>% Total</b>	0.4%	1.7%	0%	2.1%	-	3.8%	89.9%	1.7%	95.4%	-	1.5%	1.0%	0%	2.5%	-	0%	-	-
<b>PHF</b>	0.500	0.469	-	0.594	-	0.607	0.920	0.417	0.883	-	0.406	0.450	-	0.423	-	-	-	0.885
<b>Lights</b>	4	15	0	19	-	34	763	15	812	-	12	7	0	19	-	0	-	850
<b>% Lights</b>	100%	100%	0%	100%	-	100%	95.1%	100%	95.4%	-	92.3%	77.8%	0%	86.4%	-	-	-	95.3%
<b>Articulated Trucks</b>	0	0	0	0	-	0	0	0	0	-	0	0	0	0	-	0	-	0
<b>% Articulated Trucks</b>	0%	0%	0%	0%	-	0%	0%	0%	0%	-	0%	0%	0%	0%	-	-	-	0%
<b>Buses and Single-Unit Trucks</b>	0	0	0	0	-	0	39	0	39	-	1	2	0	3	-	0	-	42
<b>% Buses and Single-Unit Trucks</b>	0%	0%	0%	0%	-	0%	4.9%	0%	4.6%	-	7.7%	22.2%	0%	13.6%	-	-	-	4.7%
<b>Bicycles on Road</b>	0	0	0	0	-	0	0	0	0	-	0	0	0	0	-	0	-	0
<b>% Bicycles on Road</b>	0%	0%	0%	0%	-	0%	0%	0%	0%	-	0%	0%	0%	0%	-	-	-	0%
<b>Pedestrians</b>	-	-	-	-	3	-	-	-	-	1	-	-	-	-	0	-	-	0
<b>% Pedestrians</b>	-	-	-	-	100%	-	-	-	-	100%	-	-	-	-	-	-	-	-
<b>Bicycles on Crosswalk</b>	-	-	-	-	0	-	-	-	-	0	-	-	-	-	0	-	-	0
<b>% Bicycles on Crosswalk</b>	-	-	-	-	0%	-	-	-	-	0%	-	-	-	-	-	-	-	-

\*Pedestrians and Bicycles on Crosswalk. L: Left, R: Right, T: Thru, U: U-Turn

**Normal Avenue & Garfield Blvd WB - TMC**

Tue May 16, 2023

Midday Peak (May 16 2023 1PM - 2 PM)

All Classes (Lights, Articulated Trucks, Buses and Single-Unit Trucks, Pedestrians, Bicycles on Road, Bicycles on Crosswalk)

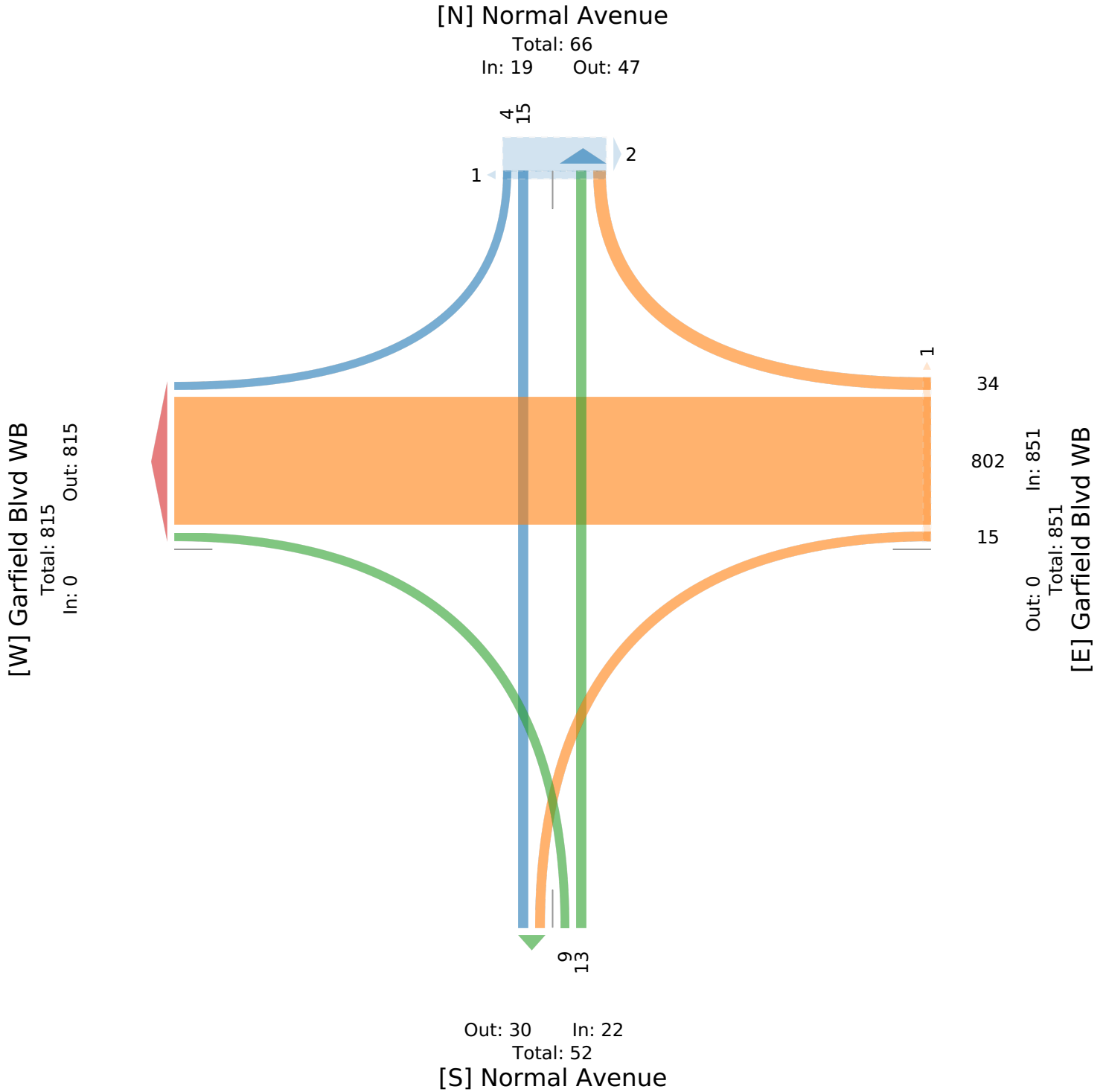
All Movements

ID: 1070494, Location: 41.794472, -87.637867

Provided by: Fish Transportation Group Inc.

1950 N Washington Street, Suite 211,

Naperville, IL, 60563, US



**Normal Avenue & Garfield Blvd WB - TMC**

Tue May 16, 2023

PM Peak (May 16 2023 4PM - 5 PM) - Overall Peak Hour

All Classes (Lights, Articulated Trucks, Buses and Single-Unit Trucks, Pedestrians, Bicycles on Road, Bicycles on Crosswalk)

All Movements

ID: 1070494, Location: 41.794472, -87.637867

Provided by: Fish Transportation Group Inc.

1950 N Washington Street, Suite 211,

Naperville, IL, 60563, US

Leg Direction	Normal Avenue Southbound					Garfield Blvd WB Westbound					Normal Avenue Northbound					Garfield Blvd WB Eastbound		
Time	R	T	U	App	Ped*	R	T	L	App	Ped*	T	L	U	App	Ped*	App	Ped*	Int
2023-05-16 4:00PM	2	11	0	13	0	1	348	12	361	0	1	7	0	8	0	0	0	382
4:15PM	0	2	0	2	1	0	420	7	427	0	0	2	0	2	0	0	0	431
4:30PM	0	4	0	4	4	1	364	10	375	0	1	5	0	6	0	0	0	385
4:45PM	0	6	0	6	2	1	376	14	391	0	1	3	0	4	0	0	0	401
<b>Total</b>	2	23	0	25	7	3	1508	43	1554	0	3	17	0	20	0	0	0	1599
<b>% Approach</b>	8.0%	92.0%	0%	-	-	0.2%	97.0%	2.8%	-	-	15.0%	85.0%	0%	-	-	-	-	-
<b>% Total</b>	0.1%	1.4%	0%	1.6%	-	0.2%	94.3%	2.7%	97.2%	-	0.2%	1.1%	0%	1.3%	-	0%	-	-
<b>PHF</b>	0.250	0.523	-	0.481	-	0.750	0.898	0.768	0.910	-	0.750	0.607	-	0.625	-	-	-	0.927
<b>Lights</b>	2	22	0	24	-	3	1481	43	1527	-	3	17	0	20	-	0	-	1571
<b>% Lights</b>	100%	95.7%	0%	96.0%	-	100%	98.2%	100%	98.3%	-	100%	100%	0%	100%	-	-	-	98.2%
<b>Articulated Trucks</b>	0	0	0	0	-	0	0	0	0	-	0	0	0	0	-	0	-	0
<b>% Articulated Trucks</b>	0%	0%	0%	0%	-	0%	0%	0%	0%	-	0%	0%	0%	0%	-	-	-	0%
<b>Buses and Single-Unit Trucks</b>	0	1	0	1	-	0	27	0	27	-	0	0	0	0	-	0	-	28
<b>% Buses and Single-Unit Trucks</b>	0%	4.3%	0%	4.0%	-	0%	1.8%	0%	1.7%	-	0%	0%	0%	0%	-	-	-	1.8%
<b>Bicycles on Road</b>	0	0	0	0	-	0	0	0	0	-	0	0	0	0	-	0	-	0
<b>% Bicycles on Road</b>	0%	0%	0%	0%	-	0%	0%	0%	0%	-	0%	0%	0%	0%	-	-	-	0%
<b>Pedestrians</b>	-	-	-	-	6	-	-	-	-	0	-	-	-	-	0	-	-	0
<b>% Pedestrians</b>	-	-	-	-	85.7%	-	-	-	-	-	-	-	-	-	-	-	-	-
<b>Bicycles on Crosswalk</b>	-	-	-	-	1	-	-	-	-	0	-	-	-	-	0	-	-	0
<b>% Bicycles on Crosswalk</b>	-	-	-	-	14.3%	-	-	-	-	-	-	-	-	-	-	-	-	-

\*Pedestrians and Bicycles on Crosswalk. L: Left, R: Right, T: Thru, U: U-Turn

**Normal Avenue & Garfield Blvd WB - TMC**

Tue May 16, 2023

PM Peak (May 16 2023 4PM - 5 PM) - Overall Peak Hour

All Classes (Lights, Articulated Trucks, Buses and Single-Unit Trucks, Pedestrians, Bicycles on Road, Bicycles on Crosswalk)

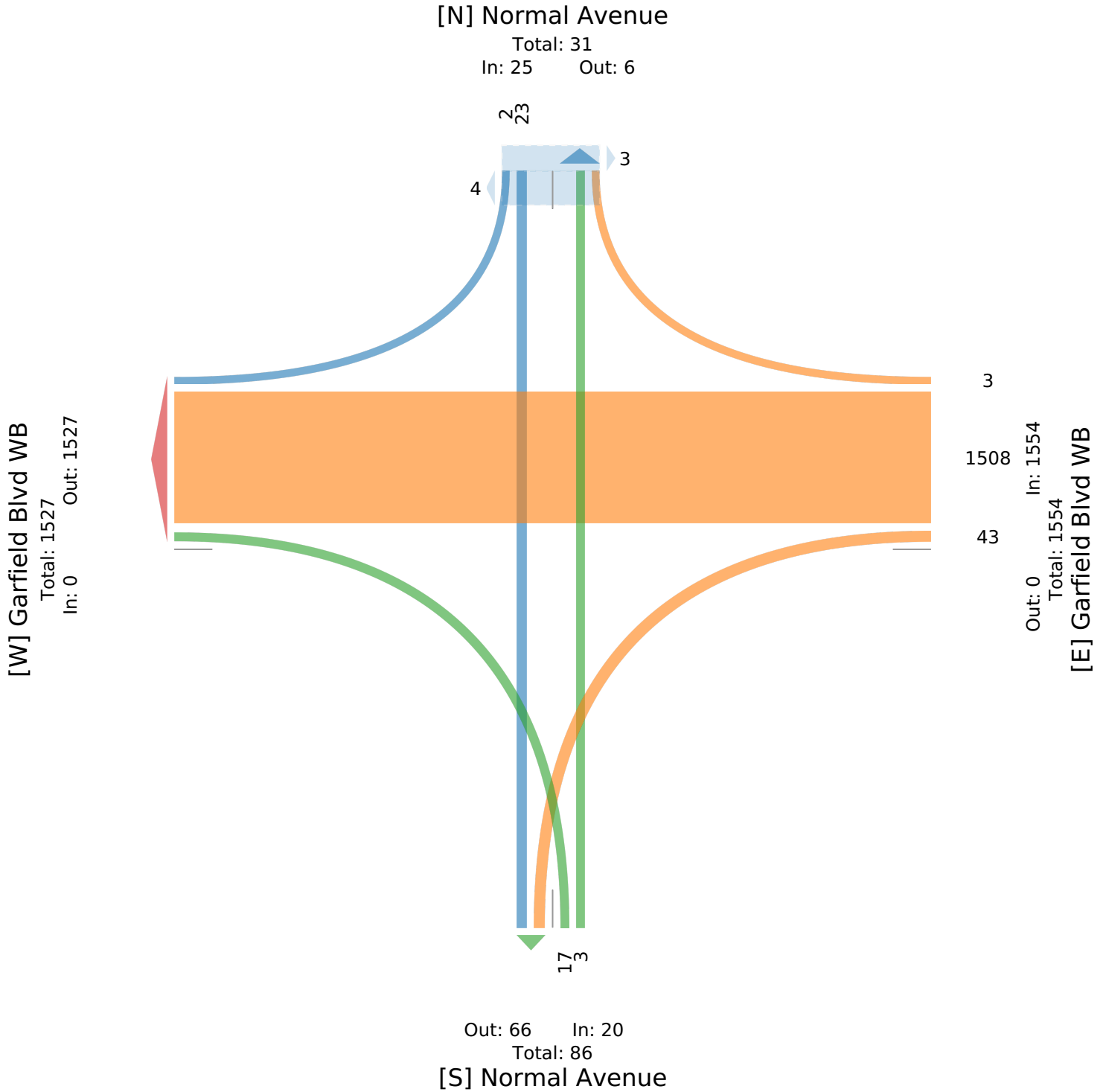
All Movements

ID: 1070494, Location: 41.794472, -87.637867

Provided by: Fish Transportation Group Inc.

1950 N Washington Street, Suite 211,

Naperville, IL, 60563, US



**Normal Avenue & Garfield Blvd WB - TMC**

Wed May 17, 2023

AM Peak (May 17 2023 7:15AM - 8:15 AM)

All Classes (Lights, Articulated Trucks, Buses and Single-Unit Trucks, Pedestrians, Bicycles on Road, Bicycles on Crosswalk)

All Movements

ID: 1070494, Location: 41.794472, -87.637867

Provided by: Fish Transportation Group Inc.

1950 N Washington Street, Suite 211,

Naperville, IL, 60563, US

Leg Direction	Normal Avenue Southbound					Garfield Blvd WB Westbound					Normal Avenue Northbound					Garfield Blvd WB Eastbound		
Time	R	T	U	App	Ped*	R	T	L	App	Ped*	T	L	U	App	Ped*	App	Ped*	Int
2023-05-17 7:15AM	2	1	0	3	2	3	183	7	193	0	0	5	0	5	0	0	0	201
7:30AM	0	2	0	2	2	2	235	7	244	0	0	13	0	13	0	0	0	259
7:45AM	1	2	0	3	1	1	204	15	220	2	0	15	0	15	0	0	0	238
8:00AM	1	0	0	1	1	0	175	9	184	0	1	4	0	5	0	0	0	190
<b>Total</b>	4	5	0	9	6	6	797	38	841	2	1	37	0	38	0	0	0	888
<b>% Approach</b>	44.4%	55.6%	0%	-	-	0.7%	94.8%	4.5%	-	-	2.6%	97.4%	0%	-	-	-	-	-
<b>% Total</b>	0.5%	0.6%	0%	1.0%	-	0.7%	89.8%	4.3%	94.7%	-	0.1%	4.2%	0%	4.3%	-	0%	-	-
<b>PHF</b>	0.500	0.625	-	0.750	-	0.500	0.847	0.633	0.861	-	0.250	0.617	-	0.633	-	-	-	0.856
<b>Lights</b>	3	5	0	8	-	6	775	38	819	-	1	37	0	38	-	0	-	865
<b>% Lights</b>	75.0%	100%	0%	88.9%	-	100%	97.2%	100%	97.4%	-	100%	100%	0%	100%	-	-	-	97.4%
<b>Articulated Trucks</b>	0	0	0	0	-	0	0	0	0	-	0	0	0	0	-	0	-	0
<b>% Articulated Trucks</b>	0%	0%	0%	0%	-	0%	0%	0%	0%	-	0%	0%	0%	0%	-	-	-	0%
<b>Buses and Single-Unit Trucks</b>	1	0	0	1	-	0	21	0	21	-	0	0	0	0	-	0	-	22
<b>% Buses and Single-Unit Trucks</b>	25.0%	0%	0%	11.1%	-	0%	2.6%	0%	2.5%	-	0%	0%	0%	0%	-	-	-	2.5%
<b>Bicycles on Road</b>	0	0	0	0	-	0	1	0	1	-	0	0	0	0	-	0	-	1
<b>% Bicycles on Road</b>	0%	0%	0%	0%	-	0%	0.1%	0%	0.1%	-	0%	0%	0%	0%	-	-	-	0.1%
<b>Pedestrians</b>	-	-	-	-	6	-	-	-	-	2	-	-	-	-	0	-	-	0
<b>% Pedestrians</b>	-	-	-	-	100%	-	-	-	-	100%	-	-	-	-	-	-	-	-
<b>Bicycles on Crosswalk</b>	-	-	-	-	0	-	-	-	-	0	-	-	-	-	0	-	-	0
<b>% Bicycles on Crosswalk</b>	-	-	-	-	0%	-	-	-	-	0%	-	-	-	-	-	-	-	-

\*Pedestrians and Bicycles on Crosswalk. L: Left, R: Right, T: Thru, U: U-Turn

**Normal Avenue & Garfield Blvd WB - TMC**

Wed May 17, 2023

AM Peak (May 17 2023 7:15AM - 8:15 AM)

All Classes (Lights, Articulated Trucks, Buses and Single-Unit Trucks, Pedestrians, Bicycles on Road, Bicycles on Crosswalk)

All Movements

ID: 1070494, Location: 41.794472, -87.637867

Provided by: Fish Transportation Group Inc.

1950 N Washington Street, Suite 211,

Naperville, IL, 60563, US

