

Lawndale Avenue - 31st Street - TMC

Tue Sep 19, 2023

Full Length (1 PM-1 PM (+1))

All Classes (Lights, Single-Unit Trucks, Articulated Trucks, Buses, Pedestrians, Bicycles on Road, Bicycles on Crosswalk)

All Movements

ID: 1110164, Location: 41.837037, -87.717025

Provided by: Fish Transportation Group Inc.

1950 N Washington Street, Suite 211,

Naperville, IL, 60563, US

Leg Direction	Lawndale Avenue Southbound						31st Street Westbound						Lawndale Avenue Northbound						31st Street Eastbound						Int
	R	T	L	U	App	Ped*	R	T	L	U	App	Ped*	R	T	L	U	App	Ped*	R	T	L	U	App	Ped*	
2023-09-19 1:00PM	62	37	49	0	148	7	40	443	30	0	513	3	16	23	8	0	47	5	18	316	34	0	368	7	1076
2:00PM	36	42	61	0	139	32	62	478	35	0	575	18	31	57	20	0	108	31	14	393	45	0	452	45	1274
3:00PM	32	80	67	0	179	24	50	498	43	1	592	14	20	66	8	0	94	10	18	404	35	0	457	20	1322
4:00PM	50	107	64	0	221	15	57	547	28	0	632	9	13	56	5	0	74	12	17	424	44	0	485	11	1412
5:00PM	45	83	74	0	202	14	48	582	33	0	663	12	12	37	24	0	73	17	14	408	44	0	466	19	1404
6:00PM	40	55	57	0	152	14	48	495	40	0	583	8	26	41	15	0	82	3	12	361	53	0	426	8	1243
7:00PM	43	28	40	0	111	22	38	302	21	0	361	3	12	17	4	0	33	8	10	297	30	0	337	6	842
8:00PM	37	13	23	0	73	5	35	173	6	0	214	1	4	9	1	0	14	2	8	190	25	0	223	2	524
9:00PM	23	8	20	0	51	2	25	134	7	0	166	1	4	6	6	0	16	3	12	169	18	0	199	8	432
10:00PM	11	3	7	0	21	2	26	121	4	0	151	3	3	4	6	0	13	0	8	128	26	0	162	6	347
11:00PM	8	3	5	0	16	2	10	67	3	0	80	1	1	4	2	0	7	3	2	83	23	1	109	0	212
2023-09-20 12:00AM	7	1	5	0	13	1	11	55	4	0	70	0	1	1	1	0	3	0	2	55	11	0	68	1	154
1:00AM	6	0	0	0	6	0	2	26	2	0	30	0	1	0	1	0	2	0	2	50	6	0	58	0	96
2:00AM	1	1	2	0	4	1	3	32	1	0	36	2	1	2	1	0	4	0	3	36	0	0	39	0	83
3:00AM	6	0	6	0	12	2	7	58	1	0	66	0	0	0	5	0	5	0	2	50	3	0	55	0	138
4:00AM	29	11	0	0	40	3	12	125	15	0	152	2	13	5	4	0	22	1	8	117	4	0	129	1	343
5:00AM	31	23	28	0	82	8	9	263	41	0	313	5	9	8	13	0	30	7	22	254	14	0	290	2	715
6:00AM	43	15	33	0	91	18	28	281	10	0	319	7	34	15	18	0	67	9	8	361	21	1	391	16	868
7:00AM	59	41	58	0	158	45	58	404	33	0	495	21	23	65	15	0	103	47	18	493	29	0	540	56	1296
8:00AM	36	21	36	0	93	11	41	372	15	0	428	7	27	21	12	0	60	9	18	514	40	0	572	12	1153
9:00AM	27	28	27	0	82	10	36	313	17	0	366	8	19	21	14	0	54	7	5	436	36	0	477	7	979
10:00AM	36	20	31	0	87	12	40	343	25	0	408	4	30	26	7	0	63	5	12	370	39	0	421	7	979
11:00AM	38	17	27	0	82	13	51	346	28	0	425	6	17	21	15	0	53	6	13	391	35	0	439	8	999
12:00PM	35	33	33	0	101	13	53	394	21	0	468	3	14	17	11	0	42	3	15	356	37	0	408	9	1019
Total	741	670	753	0	2164	276	790	6852	463	1	8106	138	331	522	216	0	1069	188	261	6656	652	2	7571	251	18910
% Approach	34.2%	31.0%	34.8%	0%	-	-	9.7%	84.5%	5.7%	0%	-	-	31.0%	48.8%	20.2%	0%	-	-	3.4%	87.9%	8.6%	0%	-	-	-
% Total	3.9%	3.5%	4.0%	0%	11.4%	-	4.2%	36.2%	2.4%	0%	42.9%	-	1.8%	2.8%	1.1%	0%	5.7%	-	1.4%	35.2%	3.4%	0%	40.0%	-	-
Lights	704	603	727	0	2034	-	712	6369	398	1	7480	-	271	511	171	0	953	-	228	6125	621	2	6976	-	17443
% Lights	95.0%	90.0%	96.5%	0%	94.0%	-	90.1%	93.0%	86.0%	100%	92.3%	-	81.9%	97.9%	79.2%	0%	89.1%	-	87.4%	92.0%	95.2%	100%	92.1%	-	92.2%
Single-Unit Trucks	11	8	6	0	25	-	13	251	41	0	305	-	41	7	23	0	71	-	18	274	9	0	301	-	702
% Single-Unit Trucks	1.5%	1.2%	0.8%	0%	1.2%	-	1.6%	3.7%	8.9%	0%	3.8%	-	12.4%	1.3%	10.6%	0%	6.6%	-	6.9%	4.1%	1.4%	0%	4.0%	-	3.7%
Articulated Trucks	2	1	1	0	4	-	0	138	18	0	156	-	18	2	22	0	42	-	12	160	3	0	175	-	377
% Articulated Trucks	0.3%	0.1%	0.1%	0%	0.2%	-	0%	2.0%	3.9%	0%	1.9%	-	5.4%	0.4%	10.2%	0%	3.9%	-	4.6%	2.4%	0.5%	0%	2.3%	-	2.0%
Buses	23	56	19	0	98	-	62	79	6	0	147	-	0	0	0	0	0	-	1	78	17	0	96	-	341
% Buses	3.1%	8.4%	2.5%	0%	4.5%	-	7.8%	1.2%	1.3%	0%	1.8%	-	0%	0%	0%	0%	0%	-	0.4%	1.2%	2.6%	0%	1.3%	-	1.8%
Bicycles on Road	1	2	0	0	3	-	3	15	0	0	18	-	1	2	0	0	3	-	2	19	2	0	23	-	47
% Bicycles on Road	0.1%	0.3%	0%	0%	0.1%	-	0.4%	0.2%	0%	0%	0.2%	-	0.3%	0.4%	0%	0%	0.3%	-	0.8%	0.3%	0.3%	0%	0.3%	-	0.2%
Pedestrians	-	-	-	-	-	249	-	-	-	-	135	-	-	-	-	-	170	-	-	-	-	-	247	-	-
% Pedestrians	-	-	-	-	-	90.2%	-	-	-	-	97.8%	-	-	-	-	-	90.4%	-	-	-	-	-	98.4%	-	-
Bicycles on Crosswalk	-	-	-	-	-	27	-	-	-	-	3	-	-	-	-	-	18	-	-	-	-	-	4	-	-
% Bicycles on Crosswalk	-	-	-	-	-	9.8%	-	-	-	-	2.2%	-	-	-	-	-	9.6%	-	-	-	-	-	1.6%	-	-

*Pedestrians and Bicycles on Crosswalk. L: Left, R: Right, T: Thru, U: U-Turn

Lawndale Avenue - 31st Street - TMC

Tue Sep 19, 2023

Full Length (1 PM-1 PM (+1))

All Classes (Lights, Single-Unit Trucks, Articulated Trucks, Buses, Pedestrians, Bicycles on Road, Bicycles on Crosswalk)

All Movements

ID: 1110164, Location: 41.837037, -87.717025

Provided by: Fish Transportation Group Inc.

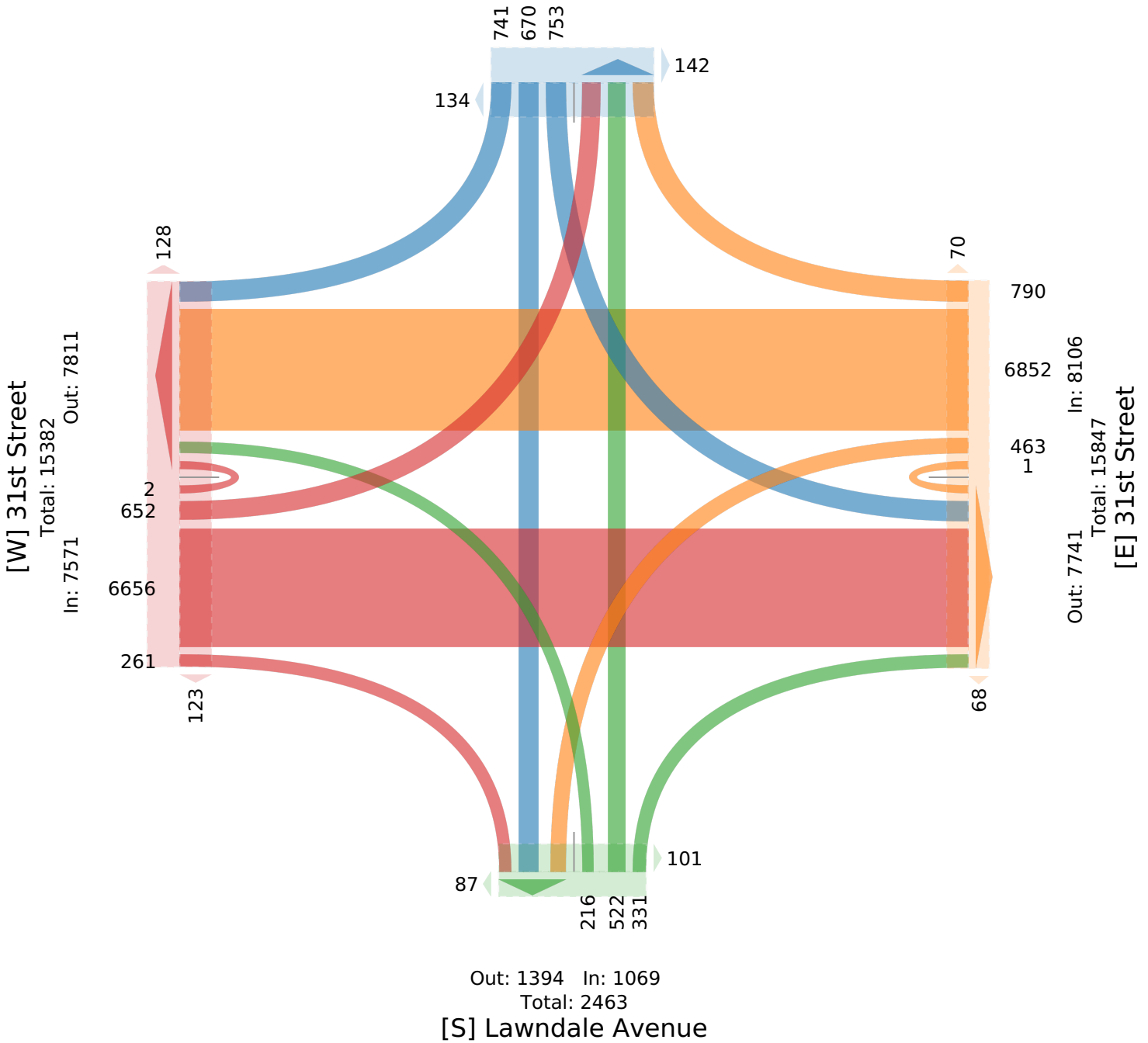
1950 N Washington Street, Suite 211,

Naperville, IL, 60563, US

[N] Lawndale Avenue

Total: 4128

In: 2164 Out: 1964



Lawndale Avenue - 31st Street - TMC

Tue Sep 19, 2023

Midday Peak (Sep 19 2023 1PM - 2 PM)

All Classes (Lights, Single-Unit Trucks, Articulated Trucks, Buses, Pedestrians, Bicycles on Road, Bicycles on Crosswalk)

All Movements

ID: 1110164, Location: 41.837037, -87.717025

Provided by: Fish Transportation Group Inc.

1950 N Washington Street, Suite 211,

Naperville, IL, 60563, US

Leg Direction	Lawndale Avenue Southbound						31st Street Westbound						Lawndale Avenue Northbound						31st Street Eastbound						Int
Time	R	T	L	U	App	Ped*	R	T	L	U	App	Ped*	R	T	L	U	App	Ped*	R	T	L	U	App	Ped*	Int
2023-09-19 1:00PM	17	8	7	0	32	1	12	92	6	0	110	0	1	4	1	0	6	1	5	78	9	0	92	1	240
1:15PM	23	6	17	0	46	2	13	93	7	0	113	0	5	8	2	0	15	1	4	90	9	0	103	3	277
1:30PM	14	11	17	0	42	1	5	124	12	0	141	0	5	6	4	0	15	2	2	73	9	0	84	2	282
1:45PM	8	12	8	0	28	3	10	134	5	0	149	3	5	5	1	0	11	1	7	75	7	0	89	1	277
Total	62	37	49	0	148	7	40	443	30	0	513	3	16	23	8	0	47	5	18	316	34	0	368	7	1076
% Approach	41.9%	25.0%	33.1%	0%	-	-	7.8%	86.4%	5.8%	0%	-	-	34.0%	48.9%	17.0%	0%	-	-	4.9%	85.9%	9.2%	0%	-	-	-
% Total	5.8%	3.4%	4.6%	0%	13.8%	-	3.7%	41.2%	2.8%	0%	47.7%	-	1.5%	2.1%	0.7%	0%	4.4%	-	1.7%	29.4%	3.2%	0%	34.2%	-	-
PHF	0.674	0.771	0.721	-	0.804	-	0.813	0.825	0.625	-	0.857	-	0.800	0.719	0.500	-	0.783	-	0.643	0.885	0.944	-	0.900	-	0.951
Lights	59	33	43	0	135	-	33	406	20	0	459	-	14	23	5	0	42	-	11	287	31	0	329	-	965
% Lights	95.2%	89.2%	87.8%	0%	91.2%	-	82.5%	91.6%	66.7%	0%	89.5%	-	87.5%	100%	62.5%	0%	89.4%	-	61.1%	90.8%	91.2%	0%	89.4%	-	89.7%
Single-Unit Trucks	1	0	4	0	5	-	1	17	10	0	28	-	1	0	3	0	4	-	3	15	3	0	21	-	58
% Single-Unit Trucks	1.6%	0%	8.2%	0%	3.4%	-	2.5%	3.8%	33.3%	0%	5.5%	-	6.3%	0%	37.5%	0%	8.5%	-	16.7%	4.7%	8.8%	0%	5.7%	-	5.4%
Articulated Trucks	1	0	0	0	1	-	0	16	0	0	16	-	1	0	0	0	1	-	4	9	0	0	13	-	31
% Articulated Trucks	1.6%	0%	0%	0%	0.7%	-	0%	3.6%	0%	0%	3.1%	-	6.3%	0%	0%	0%	2.1%	-	22.2%	2.8%	0%	0%	3.5%	-	2.9%
Buses	1	4	2	0	7	-	5	3	0	0	8	-	0	0	0	0	0	-	0	4	0	0	4	-	19
% Buses	1.6%	10.8%	4.1%	0%	4.7%	-	12.5%	0.7%	0%	0%	1.6%	-	0%	0%	0%	0%	0%	-	0%	1.3%	0%	0%	1.1%	-	1.8%
Bicycles on Road	0	0	0	0	0	-	1	1	0	0	2	-	0	0	0	0	0	-	0	1	0	0	1	-	3
% Bicycles on Road	0%	0%	0%	0%	0%	-	2.5%	0.2%	0%	0%	0.4%	-	0%	0%	0%	0%	0%	-	0%	0.3%	0%	0%	0.3%	-	0.3%
Pedestrians	-	-	-	-	-	6	-	-	-	-	-	2	-	-	-	-	-	3	-	-	-	-	-	-	6
% Pedestrians	-	-	-	-	-	85.7%	-	-	-	-	-	66.7%	-	-	-	-	-	60.0%	-	-	-	-	-	-	85.7%
Bicycles on Crosswalk	-	-	-	-	-	1	-	-	-	-	-	1	-	-	-	-	-	2	-	-	-	-	-	-	1
% Bicycles on Crosswalk	-	-	-	-	-	14.3%	-	-	-	-	-	33.3%	-	-	-	-	-	40.0%	-	-	-	-	-	-	14.3%

*Pedestrians and Bicycles on Crosswalk. L: Left, R: Right, T: Thru, U: U-Turn

Lawndale Avenue - 31st Street - TMC

Tue Sep 19, 2023

Midday Peak (Sep 19 2023 1PM - 2 PM)

All Classes (Lights, Single-Unit Trucks, Articulated Trucks, Buses, Pedestrians, Bicycles on Road, Bicycles on Crosswalk)

All Movements

ID: 1110164, Location: 41.837037, -87.717025

Provided by: Fish Transportation Group Inc.

1950 N Washington Street, Suite 211,

Naperville, IL, 60563, US

[N] Lawndale Avenue

Total: 245

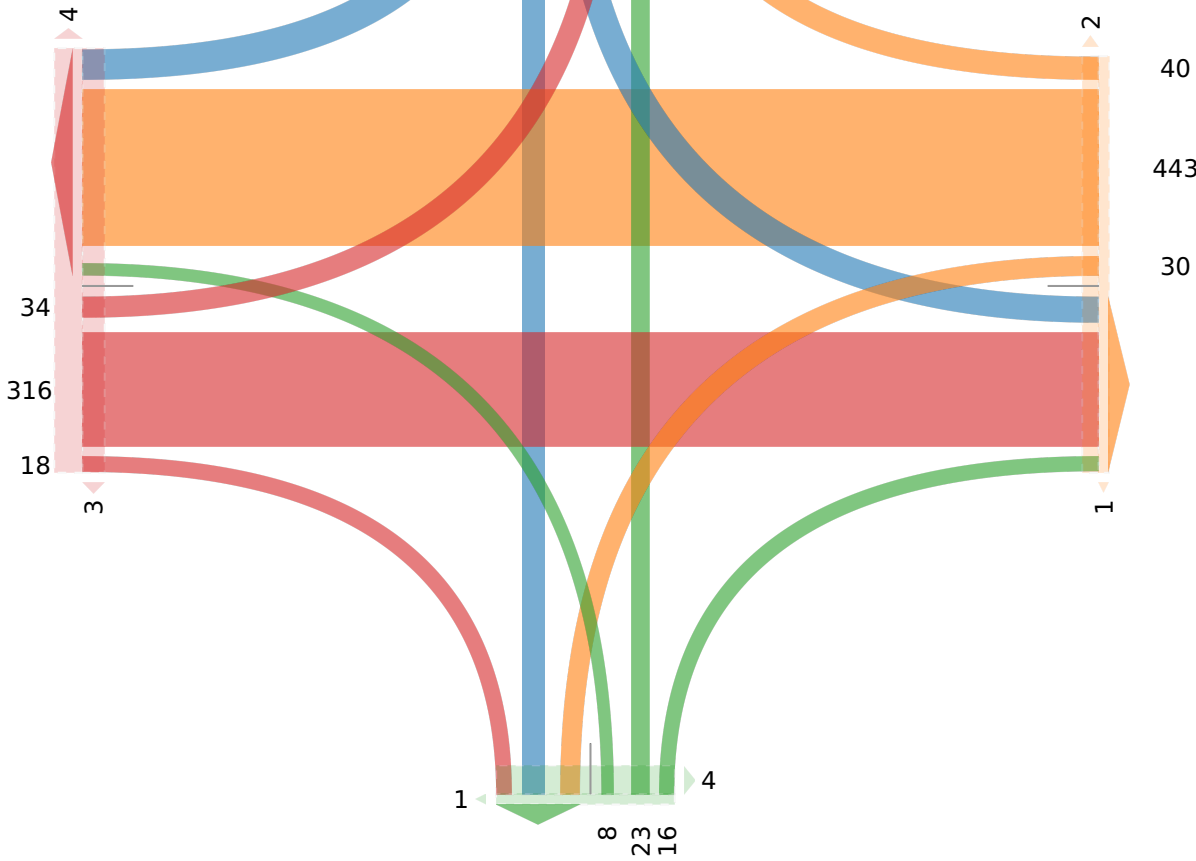
In: 148 Out: 97

62 37 49 7

[W] 31st Street

Total: 881

In: 368 Out: 513



Out: 381 In: 513

Total: 894

[E] 31st Street

Out: 85 In: 47

Total: 132

[S] Lawndale Avenue

Lawndale Avenue - 31st Street - TMC

Tue Sep 19, 2023

PM Peak (Sep 19 2023 4PM - 5 PM) - Overall Peak Hour

All Classes (Lights, Single-Unit Trucks, Articulated Trucks, Buses, Pedestrians, Bicycles on Road, Bicycles on Crosswalk)

All Movements

ID: 1110164, Location: 41.837037, -87.717025

Provided by: Fish Transportation Group Inc.

1950 N Washington Street, Suite 211,

Naperville, IL, 60563, US

Leg Direction	Lawndale Avenue Southbound						31st Street Westbound						Lawndale Avenue Northbound						31st Street Eastbound						Int
	R	T	L	U	App	Ped*	R	T	L	U	App	Ped*	R	T	L	U	App	Ped*	R	T	L	U	App	Ped*	
2023-09-19 4:00PM	17	36	24	0	77	10	14	143	8	0	165	4	3	17	1	0	21	8	6	103	10	0	119	7	382
4:15PM	11	24	11	0	46	1	14	137	8	0	159	2	1	17	0	0	18	2	5	115	11	0	131	1	354
4:30PM	10	21	18	0	49	4	16	123	7	0	146	1	3	7	2	0	12	1	2	113	17	0	132	2	339
4:45PM	12	26	11	0	49	0	13	144	5	0	162	2	6	15	2	0	23	1	4	93	6	0	103	1	337
Total	50	107	64	0	221	15	57	547	28	0	632	9	13	56	5	0	74	12	17	424	44	0	485	11	1412
% Approach	22.6%	48.4%	29.0%	0%	-	-	9.0%	86.6%	4.4%	0%	-	-	17.6%	75.7%	6.8%	0%	-	-	3.5%	87.4%	9.1%	0%	-	-	-
% Total	3.5%	7.6%	4.5%	0%	15.7%	-	4.0%	38.7%	2.0%	0%	44.8%	-	0.9%	4.0%	0.4%	0%	5.2%	-	1.2%	30.0%	3.1%	0%	34.3%	-	-
PHF	0.721	0.743	0.667	-	0.714	-	0.875	0.950	0.875	-	0.956	-	0.542	0.824	0.625	-	0.804	-	0.708	0.920	0.632	-	0.922	-	0.924
Lights	49	100	63	0	212	-	50	526	26	0	602	-	12	54	5	0	71	-	17	404	43	0	464	-	1349
% Lights	98.0%	93.5%	98.4%	0%	95.9%	-	87.7%	96.2%	92.9%	0%	95.3%	-	92.3%	96.4%	100%	0%	95.9%	-	100%	95.3%	97.7%	0%	95.7%	-	95.5%
Single-Unit Trucks	0	1	0	0	1	-	1	10	1	0	12	-	1	2	0	0	3	-	0	8	0	0	8	-	24
% Single-Unit Trucks	0%	0.9%	0%	0%	0.5%	-	1.8%	1.8%	3.6%	0%	1.9%	-	7.7%	3.6%	0%	0%	4.1%	-	0%	1.9%	0%	0%	1.6%	-	1.7%
Articulated Trucks	0	0	0	0	0	-	0	6	1	0	7	-	0	0	0	0	0	-	0	4	0	0	4	-	11
% Articulated Trucks	0%	0%	0%	0%	0%	-	0%	1.1%	3.6%	0%	1.1%	-	0%	0%	0%	0%	0%	-	0%	0.9%	0%	0%	0.8%	-	0.8%
Buses	0	6	1	0	7	-	5	5	0	0	10	-	0	0	0	0	0	-	0	7	0	0	7	-	24
% Buses	0%	5.6%	1.6%	0%	3.2%	-	8.8%	0.9%	0%	0%	1.6%	-	0%	0%	0%	0%	0%	-	0%	1.7%	0%	0%	1.4%	-	1.7%
Bicycles on Road	1	0	0	0	1	-	1	0	0	0	1	-	0	0	0	0	0	-	0	1	1	0	2	-	4
% Bicycles on Road	2.0%	0%	0%	0%	0.5%	-	1.8%	0%	0%	0%	0.2%	-	0%	0%	0%	0%	0%	-	0%	0.2%	2.3%	0%	0.4%	-	0.3%
Pedestrians	-	-	-	-	-	11	-	-	-	-	-	9	-	-	-	-	-	11	-	-	-	-	-	11	-
% Pedestrians	-	-	-	-	-	73.3%	-	-	-	-	-	100%	-	-	-	-	-	91.7%	-	-	-	-	-	100%	-
Bicycles on Crosswalk	-	-	-	-	-	4	-	-	-	-	-	0	-	-	-	-	-	1	-	-	-	-	-	0	-
% Bicycles on Crosswalk	-	-	-	-	-	26.7%	-	-	-	-	-	0%	-	-	-	-	-	8.3%	-	-	-	-	-	0%	-

* Pedestrians and Bicycles on Crosswalk. L: Left, R: Right, T: Thru, U: U-Turn

Lawndale Avenue - 31st Street - TMC

Tue Sep 19, 2023

PM Peak (Sep 19 2023 4PM - 5 PM) - Overall Peak Hour

All Classes (Lights, Single-Unit Trucks, Articulated Trucks, Buses, Pedestrians, Bicycles on Road, Bicycles on Crosswalk)

All Movements

ID: 1110164, Location: 41.837037, -87.717025

Provided by: Fish Transportation Group Inc.

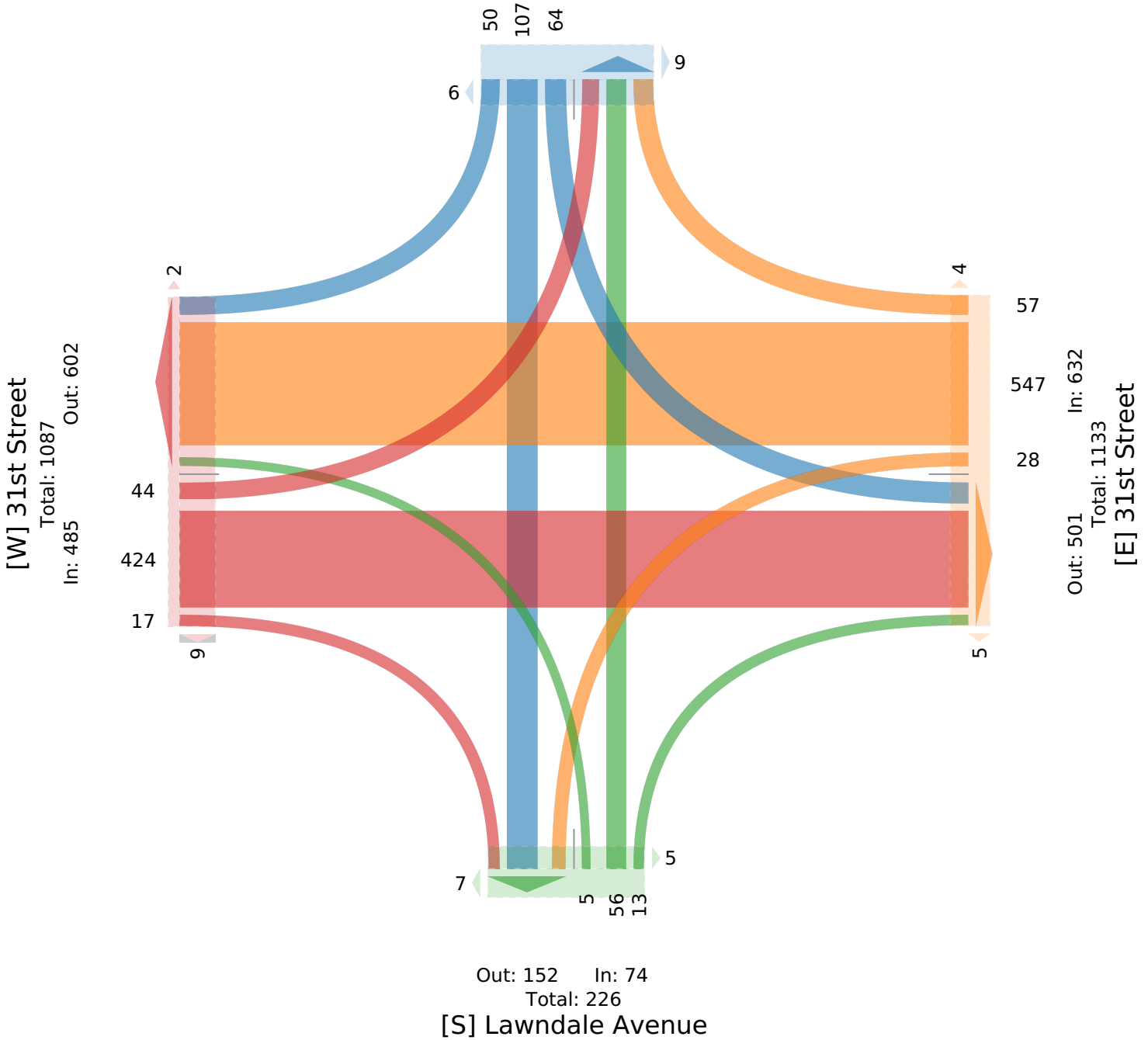
1950 N Washington Street, Suite 211,

Naperville, IL, 60563, US

[N] Lawndale Avenue

Total: 378

In: 221 Out: 157



Lawndale Avenue - 31st Street - TMC

Wed Sep 20, 2023

AM Peak (Sep 20 2023 7:15AM - 8:15 AM)

All Classes (Lights, Single-Unit Trucks, Articulated Trucks, Buses, Pedestrians, Bicycles on Road, Bicycles on Crosswalk)

All Movements

ID: 1110164, Location: 41.837037, -87.717025

Provided by: Fish Transportation Group Inc.

1950 N Washington Street, Suite 211,

Naperville, IL, 60563, US

Leg Direction	Lawndale Avenue Southbound						31st Street Westbound						Lawndale Avenue Northbound						31st Street Eastbound						Int
	R	T	L	U	App	Ped*	R	T	L	U	App	Ped*	R	T	L	U	App	Ped*	R	T	L	U	App	Ped*	
2023-09-20 7:15AM	13	10	9	0	32	11	8	94	9	0	111	2	6	13	2	0	21	5	4	129	4	0	137	6	301
7:30AM	9	10	11	0	30	15	14	122	12	0	148	10	5	11	7	0	23	26	4	114	5	0	123	43	324
7:45AM	29	19	23	0	71	14	19	93	9	0	121	5	8	25	6	0	39	10	8	134	8	0	150	6	381
8:00AM	7	6	6	0	19	4	15	103	7	0	125	1	12	5	3	0	20	0	6	129	5	0	140	1	304
Total	58	45	49	0	152	44	56	412	37	0	505	18	31	54	18	0	103	41	22	506	22	0	550	56	1310
% Approach	38.2%	29.6%	32.2%	0%	-	-	11.1%	81.6%	7.3%	0%	-	-	30.1%	52.4%	17.5%	0%	-	-	4.0%	92.0%	4.0%	0%	-	-	-
% Total	4.4%	3.4%	3.7%	0%	11.6%	-	4.3%	31.5%	2.8%	0%	38.5%	-	2.4%	4.1%	1.4%	0%	7.9%	-	1.7%	38.6%	1.7%	0%	42.0%	-	-
PHF	0.500	0.592	0.533	-	0.535	-	0.737	0.842	0.771	-	0.851	-	0.646	0.540	0.643	-	0.660	-	0.688	0.940	0.688	-	0.913	-	0.858
Lights	55	42	45	0	142	-	52	382	35	0	469	-	29	53	13	0	95	-	20	460	21	0	501	-	1207
% Lights	94.8%	93.3%	91.8%	0%	93.4%	-	92.9%	92.7%	94.6%	0%	92.9%	-	93.5%	98.1%	72.2%	0%	92.2%	-	90.9%	90.9%	95.5%	0%	91.1%	-	92.1%
Single-Unit Trucks	1	0	0	0	1	-	0	18	0	0	18	-	2	0	3	0	5	-	1	25	0	0	26	-	50
% Single-Unit Trucks	1.7%	0%	0%	0%	0.7%	-	0%	4.4%	0%	0%	3.6%	-	6.5%	0%	16.7%	0%	4.9%	-	4.5%	4.9%	0%	0%	4.7%	-	3.8%
Articulated Trucks	0	0	0	0	0	-	0	3	2	0	5	-	0	1	2	0	3	-	1	13	0	0	14	-	22
% Articulated Trucks	0%	0%	0%	0%	0%	-	0%	0.7%	5.4%	0%	1.0%	-	0%	1.9%	11.1%	0%	2.9%	-	4.5%	2.6%	0%	0%	2.5%	-	1.7%
Buses	2	3	4	0	9	-	4	8	0	0	12	-	0	0	0	0	0	-	0	6	1	0	7	-	28
% Buses	3.4%	6.7%	8.2%	0%	5.9%	-	7.1%	1.9%	0%	0%	2.4%	-	0%	0%	0%	0%	0%	-	0%	1.2%	4.5%	0%	1.3%	-	2.1%
Bicycles on Road	0	0	0	0	0	-	0	1	0	0	1	-	0	0	0	0	0	-	0	2	0	0	2	-	3
% Bicycles on Road	0%	0%	0%	0%	0%	-	0%	0.2%	0%	0%	0.2%	-	0%	0%	0%	0%	0%	-	0%	0.4%	0%	0%	0.4%	-	0.2%
Pedestrians	-	-	-	-	-	44	-	-	-	-	-	18	-	-	-	-	-	41	-	-	-	-	-	56	-
% Pedestrians	-	-	-	-	-	100%	-	-	-	-	-	100%	-	-	-	-	-	100%	-	-	-	-	-	100%	-
Bicycles on Crosswalk	-	-	-	-	-	0	-	-	-	-	-	0	-	-	-	-	-	0	-	-	-	-	-	0	-
% Bicycles on Crosswalk	-	-	-	-	-	0%	-	-	-	-	-	0%	-	-	-	-	-	0%	-	-	-	-	-	0%	-

* Pedestrians and Bicycles on Crosswalk. L: Left, R: Right, T: Thru, U: U-Turn

Lawndale Avenue - 31st Street - TMC

Wed Sep 20, 2023

AM Peak (Sep 20 2023 7:15AM - 8:15 AM)

All Classes (Lights, Single-Unit Trucks, Articulated Trucks, Buses, Pedestrians, Bicycles on Road, Bicycles on Crosswalk)

All Movements

ID: 1110164, Location: 41.837037, -87.717025

Provided by: Fish Transportation Group Inc.

1950 N Washington Street, Suite 211,

Naperville, IL, 60563, US

[N] Lawndale Avenue

Total: 284

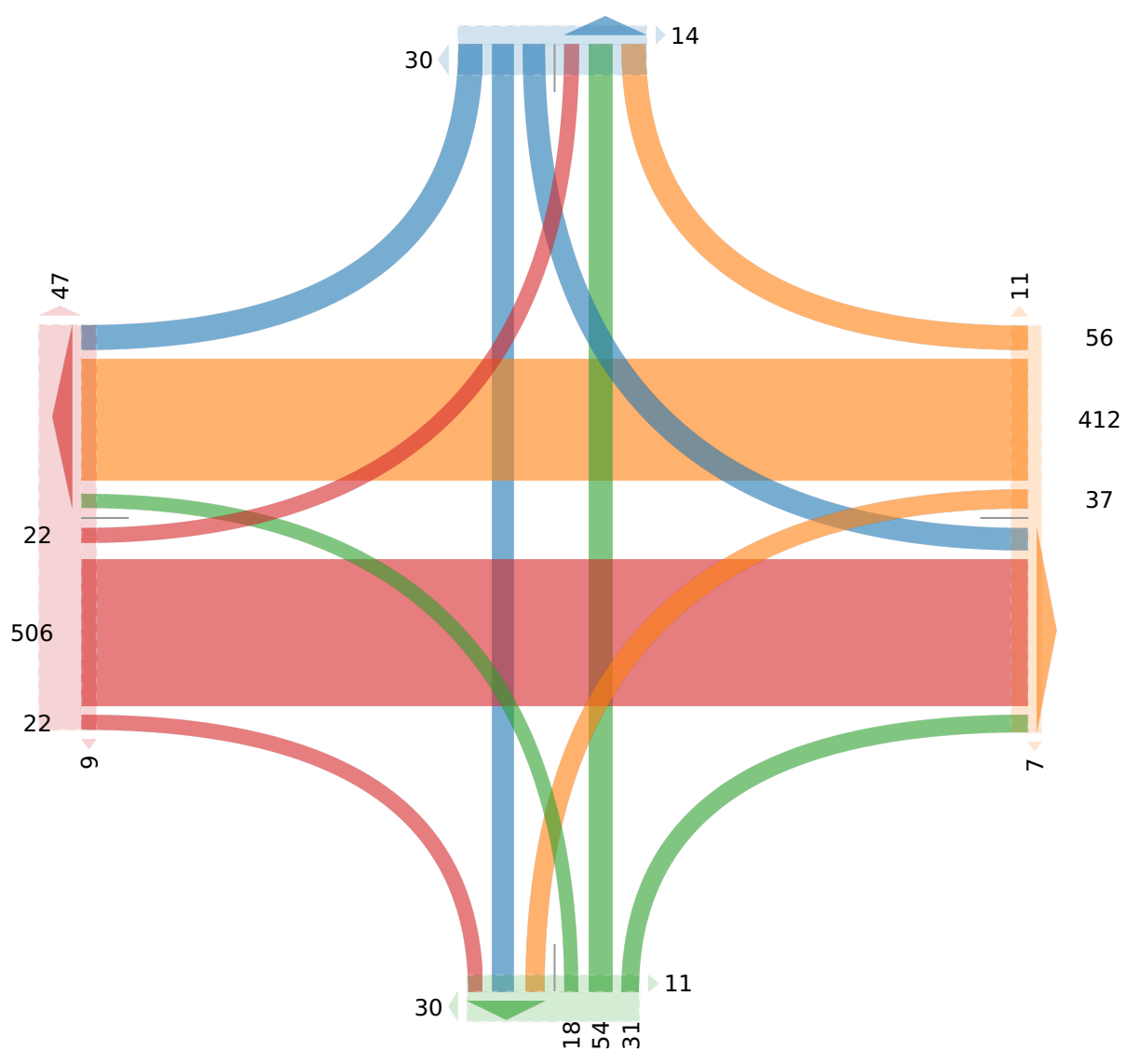
In: 152 Out: 132

58 45 49

30 14

[W] 31st Street
Total: 1038
In: 550 Out: 488

[E] 31st Street
In: 505
Total: 1091
Out: 586



Out: 104 In: 103
Total: 207

[S] Lawndale Avenue