

Cicero Avenue - Fullerton Avenue - TMC

Provided by: Fish Transportation Group Inc.
1950 N Washington Street, Suite 211,
Naperville, IL, 60563, US

Tue Sep 12, 2023

Full Length (10:30 AM-10:30 AM (+1))

All Classes (Lights, Single-Unit Trucks, Articulated Trucks, Buses, Pedestrians, Bicycles on Road, Bicycles on Crosswalk)

All Movements

ID: 1106911, Location: 41.924274, -87.746376

| Leg Direction | Cicero Avenue Southbound | | | | | | Fullerton Avenue Westbound | | | | | | Cicero Avenue Northbound | | | | | | Fullerton Avenue Eastbound | | | | | | Int |
|--------------------------------|--------------------------|-------|-------|----|-------|-------|----------------------------|-------|-------|----|-------|-------|--------------------------|-------|-------|----|-------|-------|----------------------------|-------|-------|------|-------|-------|-------|
| Time | R | T | L | U | App | Ped* | R | T | L | U | App | Ped* | R | T | L | U | App | Ped* | R | T | L | U | App | Ped* | Int |
| 2023-09-12 10:00AM | 45 | 353 | 65 | 0 | 463 | 19 | 41 | 170 | 89 | 0 | 300 | 18 | 70 | 324 | 48 | 0 | 442 | 19 | 67 | 227 | 33 | 0 | 327 | 16 | 1532 |
| 11:00AM | 92 | 729 | 129 | 0 | 950 | 33 | 99 | 397 | 165 | 0 | 661 | 38 | 136 | 614 | 98 | 0 | 848 | 50 | 117 | 467 | 100 | 0 | 684 | 33 | 3143 |
| 12:00PM | 98 | 715 | 112 | 0 | 925 | 26 | 110 | 424 | 174 | 0 | 708 | 36 | 126 | 706 | 88 | 0 | 920 | 54 | 118 | 417 | 111 | 0 | 646 | 45 | 3199 |
| 1:00PM | 85 | 738 | 110 | 0 | 933 | 46 | 113 | 479 | 164 | 0 | 756 | 33 | 139 | 745 | 102 | 0 | 986 | 50 | 107 | 445 | 101 | 0 | 653 | 54 | 3328 |
| 2:00PM | 114 | 844 | 123 | 0 | 1081 | 43 | 149 | 611 | 174 | 0 | 934 | 39 | 133 | 873 | 121 | 0 | 1127 | 61 | 131 | 596 | 116 | 0 | 843 | 50 | 3985 |
| 3:00PM | 102 | 904 | 146 | 0 | 1152 | 58 | 172 | 806 | 209 | 0 | 1187 | 51 | 119 | 922 | 143 | 0 | 1184 | 88 | 149 | 610 | 129 | 0 | 888 | 86 | 4411 |
| 4:00PM | 58 | 853 | 101 | 0 | 1012 | 61 | 146 | 769 | 214 | 0 | 1129 | 71 | 138 | 961 | 132 | 0 | 1231 | 77 | 167 | 683 | 150 | 0 | 1000 | 59 | 4372 |
| 5:00PM | 98 | 820 | 149 | 0 | 1067 | 21 | 121 | 828 | 206 | 0 | 1155 | 43 | 148 | 953 | 142 | 0 | 1243 | 67 | 151 | 722 | 145 | 0 | 1018 | 48 | 4483 |
| 6:00PM | 101 | 827 | 140 | 0 | 1068 | 33 | 158 | 746 | 195 | 0 | 1099 | 33 | 149 | 935 | 132 | 0 | 1216 | 70 | 121 | 646 | 132 | 0 | 899 | 64 | 4282 |
| 7:00PM | 100 | 714 | 122 | 0 | 936 | 39 | 148 | 539 | 190 | 0 | 877 | 43 | 117 | 694 | 129 | 0 | 940 | 62 | 120 | 477 | 138 | 0 | 735 | 34 | 3488 |
| 8:00PM | 76 | 541 | 86 | 0 | 703 | 27 | 101 | 385 | 136 | 0 | 622 | 25 | 94 | 508 | 84 | 0 | 686 | 26 | 93 | 364 | 78 | 0 | 535 | 29 | 2546 |
| 9:00PM | 82 | 435 | 105 | 0 | 622 | 8 | 70 | 329 | 93 | 0 | 492 | 18 | 77 | 371 | 65 | 0 | 513 | 17 | 60 | 233 | 60 | 0 | 353 | 5 | 1980 |
| 10:00PM | 47 | 308 | 44 | 0 | 399 | 4 | 46 | 225 | 74 | 0 | 345 | 4 | 60 | 292 | 42 | 0 | 394 | 13 | 41 | 174 | 40 | 1 | 256 | 10 | 1394 |
| 11:00PM | 41 | 226 | 35 | 0 | 302 | 3 | 31 | 164 | 53 | 0 | 248 | 4 | 35 | 189 | 24 | 0 | 248 | 8 | 28 | 104 | 16 | 0 | 148 | 9 | 946 |
| 2023-09-12 12:00AM | 20 | 143 | 13 | 0 | 176 | 3 | 11 | 108 | 40 | 0 | 159 | 2 | 22 | 140 | 14 | 0 | 176 | 6 | 18 | 77 | 22 | 0 | 117 | 3 | 628 |
| 1:00AM | 11 | 76 | 8 | 0 | 95 | 2 | 17 | 75 | 29 | 0 | 121 | 0 | 17 | 83 | 9 | 0 | 109 | 2 | 11 | 39 | 7 | 0 | 57 | 4 | 382 |
| 2:00AM | 7 | 80 | 16 | 0 | 103 | 1 | 11 | 42 | 25 | 0 | 78 | 1 | 14 | 80 | 18 | 0 | 112 | 1 | 14 | 36 | 11 | 0 | 61 | 1 | 354 |
| 3:00AM | 7 | 83 | 11 | 0 | 101 | 2 | 17 | 48 | 19 | 0 | 84 | 3 | 26 | 78 | 15 | 0 | 119 | 0 | 10 | 33 | 10 | 0 | 53 | 1 | 357 |
| 4:00AM | 21 | 208 | 21 | 0 | 250 | 2 | 23 | 94 | 28 | 0 | 145 | 4 | 29 | 213 | 22 | 0 | 264 | 8 | 44 | 95 | 25 | 0 | 164 | 7 | 823 |
| 5:00AM | 31 | 424 | 50 | 0 | 505 | 3 | 63 | 144 | 74 | 0 | 281 | 12 | 88 | 439 | 39 | 0 | 566 | 12 | 64 | 241 | 75 | 0 | 380 | 10 | 1732 |
| 6:00AM | 45 | 797 | 110 | 0 | 952 | 8 | 63 | 245 | 120 | 0 | 428 | 18 | 142 | 665 | 40 | 0 | 847 | 15 | 115 | 734 | 117 | 0 | 966 | 15 | 3193 |
| 7:00AM | 40 | 968 | 129 | 0 | 1137 | 24 | 108 | 642 | 192 | 0 | 942 | 24 | 179 | 823 | 97 | 0 | 1099 | 29 | 224 | 948 | 121 | 1 | 1294 | 15 | 4472 |
| 8:00AM | 63 | 938 | 109 | 0 | 1110 | 27 | 147 | 540 | 206 | 0 | 893 | 26 | 173 | 805 | 123 | 0 | 1101 | 38 | 162 | 657 | 115 | 0 | 934 | 22 | 4038 |
| 9:00AM | 64 | 840 | 140 | 0 | 1044 | 42 | 102 | 347 | 144 | 0 | 593 | 30 | 155 | 656 | 79 | 0 | 890 | 33 | 120 | 638 | 102 | 0 | 860 | 28 | 3387 |
| 10:00AM | 31 | 380 | 70 | 0 | 481 | 16 | 44 | 182 | 85 | 0 | 311 | 17 | 64 | 316 | 39 | 0 | 419 | 22 | 54 | 240 | 41 | 0 | 335 | 22 | 1546 |
| Total | 1479 | 13944 | 2144 | 0 | 17567 | 551 | 2111 | 9339 | 3098 | 0 | 14548 | 593 | 2450 | 13385 | 1845 | 0 | 17680 | 828 | 2306 | 9903 | 1995 | 2 | 14206 | 670 | 64001 |
| % Approach | 8.4% | 79.4% | 12.2% | 0% | - | - | 14.5% | 64.2% | 21.3% | 0% | - | - | 13.9% | 75.7% | 10.4% | 0% | - | - | 16.2% | 69.7% | 14.0% | 0% | - | - | - |
| % Total | 2.3% | 21.8% | 3.3% | 0% | 27.4% | - | 3.3% | 14.6% | 4.8% | 0% | 22.7% | - | 3.8% | 20.9% | 2.9% | 0% | 27.6% | - | 3.6% | 15.5% | 3.1% | 0% | 22.2% | - | - |
| Lights | 1449 | 13405 | 2093 | 0 | 16947 | - | 2049 | 9066 | 2960 | 0 | 14075 | - | 2341 | 12816 | 1802 | 0 | 16959 | - | 2262 | 9591 | 1951 | 2 | 13806 | - | 61787 |
| % Lights | 98.0% | 96.1% | 97.6% | 0% | 96.5% | - | 97.1% | 97.1% | 95.5% | 0% | 96.7% | - | 95.6% | 95.7% | 97.7% | 0% | 95.9% | - | 98.1% | 96.8% | 97.8% | 100% | 97.2% | - | 96.5% |
| Single-Unit Trucks | 25 | 297 | 35 | 0 | 357 | - | 35 | 113 | 61 | 0 | 209 | - | 58 | 323 | 24 | 0 | 405 | - | 22 | 129 | 31 | 0 | 182 | - | 1153 |
| % Single-Unit Trucks | 1.7% | 2.1% | 1.6% | 0% | 2.0% | - | 1.7% | 1.2% | 2.0% | 0% | 1.4% | - | 2.4% | 2.4% | 1.3% | 0% | 2.3% | - | 1.0% | 1.3% | 1.6% | 0% | 1.3% | - | 1.8% |
| Articulated Trucks | 2 | 109 | 5 | 0 | 116 | - | 9 | 37 | 66 | 0 | 112 | - | 45 | 112 | 10 | 0 | 167 | - | 6 | 29 | 3 | 0 | 38 | - | 433 |
| % Articulated Trucks | 0.1% | 0.8% | 0.2% | 0% | 0.7% | - | 0.4% | 0.4% | 2.1% | 0% | 0.8% | - | 1.8% | 0.8% | 0.5% | 0% | 0.9% | - | 0.3% | 0.3% | 0.2% | 0% | 0.3% | - | 0.7% |
| Buses | 3 | 122 | 10 | 0 | 135 | - | 8 | 115 | 9 | 0 | 132 | - | 3 | 122 | 4 | 0 | 129 | - | 10 | 141 | 10 | 0 | 161 | - | 557 |
| % Buses | 0.2% | 0.9% | 0.5% | 0% | 0.8% | - | 0.4% | 1.2% | 0.3% | 0% | 0.9% | - | 0.1% | 0.9% | 0.2% | 0% | 0.7% | - | 0.4% | 1.4% | 0.5% | 0% | 1.1% | - | 0.9% |
| Bicycles on Road | 0 | 11 | 1 | 0 | 12 | - | 10 | 8 | 2 | 0 | 20 | - | 3 | 12 | 5 | 0 | 20 | - | 6 | 13 | 0 | 0 | 19 | - | 71 |
| % Bicycles on Road | 0% | 0.1% | 0% | 0% | 0.1% | - | 0.5% | 0.1% | 0.1% | 0% | 0.1% | - | 0.1% | 0.1% | 0.3% | 0% | 0.1% | - | 0.3% | 0.1% | 0% | 0% | 0.1% | - | 0.1% |
| Pedestrians | - | - | - | - | - | 518 | - | - | - | - | - | 536 | - | - | - | - | - | 765 | - | - | - | - | - | 622 | - |
| % Pedestrians | - | - | - | - | - | 94.0% | - | - | - | - | - | 90.4% | - | - | - | - | - | 92.4% | - | - | - | - | - | 92.8% | - |
| Bicycles on Crosswalk | - | - | - | - | - | 33 | - | - | - | - | 57 | - | - | - | - | - | 63 | - | - | - | - | - | - | 48 | - |
| % Bicycles on Crosswalk | - | - | - | - | - | 6.0% | - | - | - | - | 9.6% | - | - | - | - | - | 7.6% | - | - | - | - | - | - | 7.2% | - |

* Pedestrians and Bicycles on Crosswalk. L: Left, R: Right, T: Thru, U: U-Turn

Cicero Avenue - Fullerton Avenue - TMC

Tue Sep 12, 2023

Full Length (10:30 AM-10:30 AM (+1))

All Classes (Lights, Single-Unit Trucks, Articulated Trucks, Buses, Pedestrians, Bicycles on Road, Bicycles on Crosswalk)

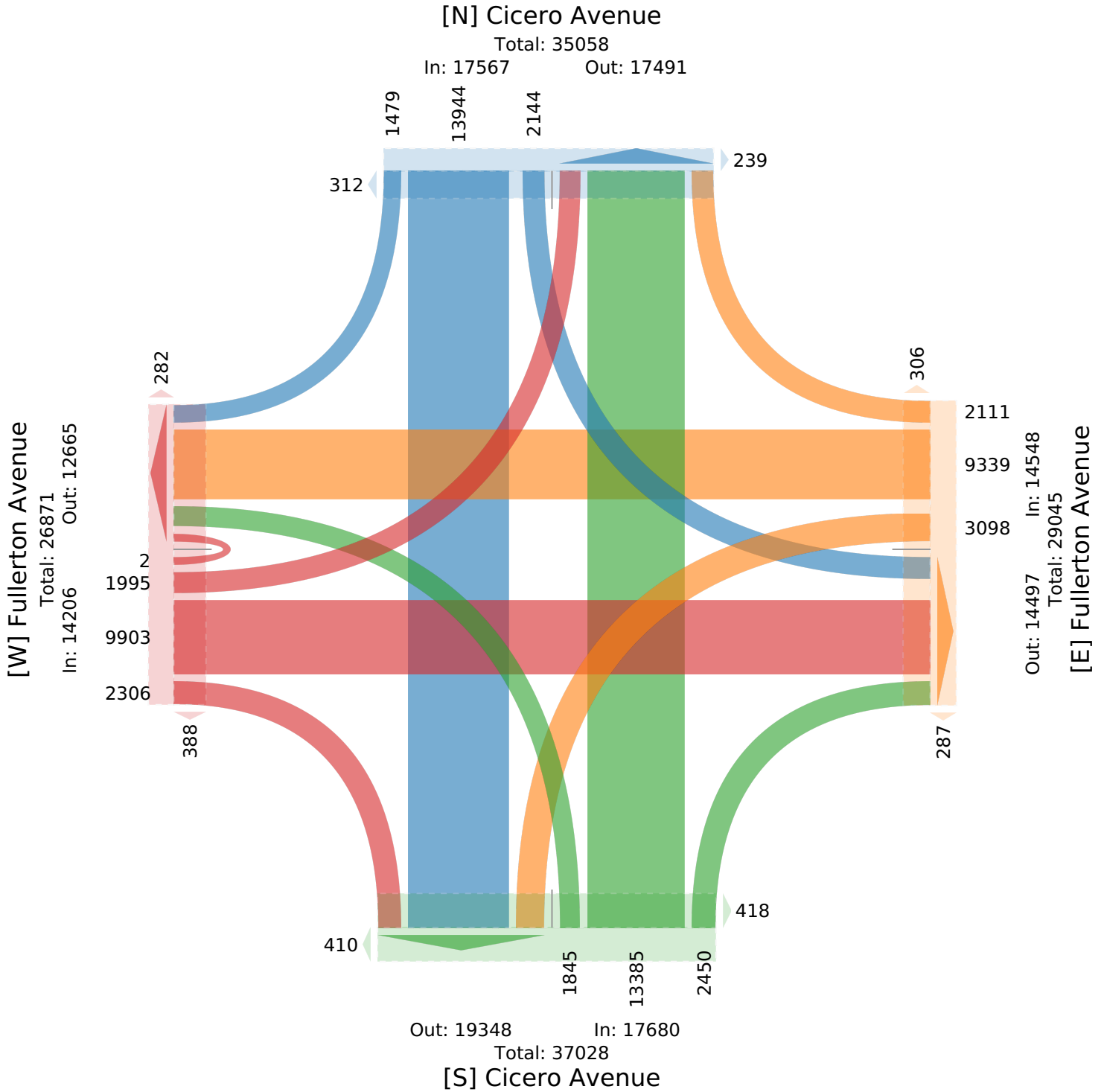
All Movements

ID: 1106911, Location: 41.924274, -87.746376

Provided by: Fish Transportation Group Inc.

1950 N Washington Street, Suite 211,

Naperville, IL, 60563, US



Cicero Avenue - Fullerton Avenue - TMC

Tue Sep 12, 2023

Midday Peak (Sep 12 2023 1PM - 2 PM)

All Classes (Lights, Single-Unit Trucks, Articulated Trucks, Buses, Pedestrians, Bicycles on Road, Bicycles on Crosswalk)

All Movements

ID: 1106911, Location: 41.924274, -87.746376

Provided by: Fish Transportation Group Inc.

1950 N Washington Street, Suite 211,

Naperville, IL, 60563, US

| Leg Direction | Cicero Avenue Southbound | | | | | | Fullerton Avenue Westbound | | | | | | Cicero Avenue Northbound | | | | | | Fullerton Avenue Eastbound | | | | | | Int |
|-----------------------------|--------------------------|-------|-------|----|-------|-------|----------------------------|-------|-------|----|-------|-------|--------------------------|-------|-------|----|-------|-------|----------------------------|-------|-------|----|-------|-------|-------|
| | R | T | L | U | App | Ped* | R | T | L | U | App | Ped* | R | T | L | U | App | Ped* | R | T | L | U | App | Ped* | |
| 2023-09-12 1:00PM | 20 | 169 | 26 | 0 | 215 | 15 | 21 | 106 | 35 | 0 | 162 | 9 | 31 | 176 | 32 | 0 | 239 | 12 | 30 | 104 | 30 | 0 | 164 | 14 | 780 |
| 1:15PM | 21 | 200 | 26 | 0 | 247 | 11 | 33 | 107 | 41 | 0 | 181 | 8 | 29 | 187 | 27 | 0 | 243 | 11 | 28 | 119 | 21 | 0 | 168 | 12 | 839 |
| 1:30PM | 24 | 186 | 26 | 0 | 236 | 13 | 29 | 136 | 46 | 0 | 211 | 7 | 34 | 203 | 26 | 0 | 263 | 16 | 26 | 105 | 26 | 0 | 157 | 16 | 867 |
| 1:45PM | 20 | 183 | 32 | 0 | 235 | 7 | 30 | 130 | 42 | 0 | 202 | 9 | 45 | 179 | 17 | 0 | 241 | 11 | 23 | 117 | 24 | 0 | 164 | 12 | 842 |
| Total | 85 | 738 | 110 | 0 | 933 | 46 | 113 | 479 | 164 | 0 | 756 | 33 | 139 | 745 | 102 | 0 | 986 | 50 | 107 | 445 | 101 | 0 | 653 | 54 | 3328 |
| % Approach | 9.1% | 79.1% | 11.8% | 0% | - | - | 14.9% | 63.4% | 21.7% | 0% | - | - | 14.1% | 75.6% | 10.3% | 0% | - | - | 16.4% | 68.1% | 15.5% | 0% | - | - | - |
| % Total | 2.6% | 22.2% | 3.3% | 0% | 28.0% | - | 3.4% | 14.4% | 4.9% | 0% | 22.7% | - | 4.2% | 22.4% | 3.1% | 0% | 29.6% | - | 3.2% | 13.4% | 3.0% | 0% | 19.6% | - | - |
| PHF | 0.885 | 0.921 | 0.859 | - | 0.943 | - | 0.856 | 0.879 | 0.891 | - | 0.895 | - | 0.767 | 0.917 | 0.797 | - | 0.940 | - | 0.892 | 0.933 | 0.842 | - | 0.970 | - | 0.961 |
| Lights | 83 | 706 | 105 | 0 | 894 | - | 109 | 458 | 149 | 0 | 716 | - | 131 | 709 | 98 | 0 | 938 | - | 106 | 420 | 100 | 0 | 626 | - | 3174 |
| % Lights | 97.6% | 95.7% | 95.5% | 0% | 95.8% | - | 96.5% | 95.6% | 90.9% | 0% | 94.7% | - | 94.2% | 95.2% | 96.1% | 0% | 95.1% | - | 99.1% | 94.4% | 99.0% | 0% | 95.9% | - | 95.4% |
| Single-Unit Trucks | 1 | 10 | 4 | 0 | 15 | - | 4 | 11 | 6 | 0 | 21 | - | 3 | 23 | 1 | 0 | 27 | - | 0 | 10 | 1 | 0 | 11 | - | 74 |
| % Single-Unit Trucks | 1.2% | 1.4% | 3.6% | 0% | 1.6% | - | 3.5% | 2.3% | 3.7% | 0% | 2.8% | - | 2.2% | 3.1% | 1.0% | 0% | 2.7% | - | 0% | 2.2% | 1.0% | 0% | 1.7% | - | 2.2% |
| Articulated Trucks | 1 | 17 | 1 | 0 | 19 | - | 0 | 4 | 8 | 0 | 12 | - | 4 | 6 | 3 | 0 | 13 | - | 1 | 7 | 0 | 0 | 8 | - | 52 |
| % Articulated Trucks | 1.2% | 2.3% | 0.9% | 0% | 2.0% | - | 0% | 0.8% | 4.9% | 0% | 1.6% | - | 2.9% | 0.8% | 2.9% | 0% | 1.3% | - | 0.9% | 1.6% | 0% | 0% | 1.2% | - | 1.6% |
| Buses | 0 | 4 | 0 | 0 | 4 | - | 0 | 5 | 1 | 0 | 6 | - | 0 | 7 | 0 | 0 | 7 | - | 0 | 7 | 0 | 0 | 7 | - | 24 |
| % Buses | 0% | 0.5% | 0% | 0% | 0.4% | - | 0% | 1.0% | 0.6% | 0% | 0.8% | - | 0% | 0.9% | 0% | 0% | 0.7% | - | 0% | 1.6% | 0% | 0% | 1.1% | - | 0.7% |
| Bicycles on Road | 0 | 1 | 0 | 0 | 1 | - | 0 | 1 | 0 | 0 | 1 | - | 1 | 0 | 0 | 0 | 1 | - | 0 | 1 | 0 | 0 | 1 | - | 4 |
| % Bicycles on Road | 0% | 0.1% | 0% | 0% | 0.1% | - | 0% | 0.2% | 0% | 0% | 0.1% | - | 0.7% | 0% | 0% | 0% | 0.1% | - | 0% | 0.2% | 0% | 0% | 0.2% | - | 0.1% |
| Pedestrians | - | - | - | - | - | 43 | - | - | - | - | - | 31 | - | - | - | - | - | 48 | - | - | - | - | - | 49 | - |
| % Pedestrians | - | - | - | - | - | 93.5% | - | - | - | - | - | 93.9% | - | - | - | - | - | 96.0% | - | - | - | - | - | 90.7% | - |
| Bicycles on Crosswalk | - | - | - | - | - | 3 | - | - | - | - | - | 2 | - | - | - | - | - | 2 | - | - | - | - | - | 5 | - |
| % Bicycles on Crosswalk | - | - | - | - | - | 6.5% | - | - | - | - | - | 6.1% | - | - | - | - | - | 4.0% | - | - | - | - | - | 9.3% | - |

*Pedestrians and Bicycles on Crosswalk. L: Left, R: Right, T: Thru, U: U-Turn

Cicero Avenue - Fullerton Avenue - TMC

Tue Sep 12, 2023

Midday Peak (Sep 12 2023 1PM - 2 PM)

All Classes (Lights, Single-Unit Trucks, Articulated Trucks, Buses, Pedestrians, Bicycles on Road, Bicycles on Crosswalk)

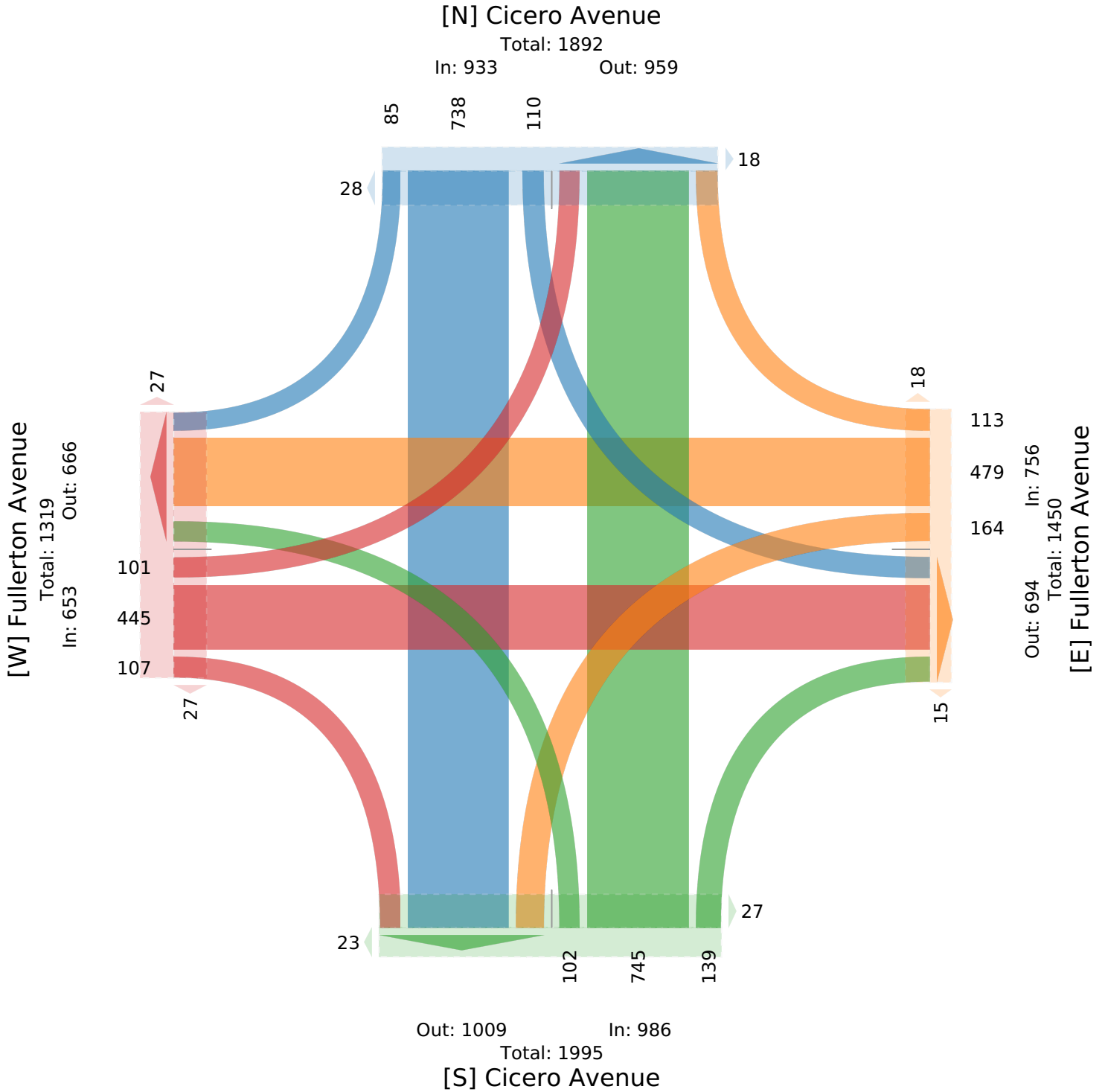
All Movements

ID: 1106911, Location: 41.924274, -87.746376

Provided by: Fish Transportation Group Inc.

1950 N Washington Street, Suite 211,

Naperville, IL, 60563, US



Cicero Avenue - Fullerton Avenue - TMC

Tue Sep 12, 2023

PM Peak (Sep 12 2023 5:15PM - 6:15 PM) - Overall Peak Hour

All Classes (Lights, Single-Unit Trucks, Articulated Trucks, Buses, Pedestrians, Bicycles on Road, Bicycles on Crosswalk)

All Movements

ID: 1106911, Location: 41.924274, -87.746376

Provided by: Fish Transportation Group Inc.

1950 N Washington Street, Suite 211,

Naperville, IL, 60563, US

| Leg Direction | Cicero Avenue Southbound | | | | | | Fullerton Avenue Westbound | | | | | | Cicero Avenue Northbound | | | | | | Fullerton Avenue Eastbound | | | | | | | | | | | | |
|--------------------------------|--------------------------|-------|-------|----|-------|------|----------------------------|-------|-------|----|-------|-------|--------------------------|-------|-------|----|-------|------|----------------------------|-------|-------|----|-------|------|-------|-------|-------|----|-------|------|-------|
| Time | R | T | L | U | App | Ped* | R | T | L | U | App | Ped* | R | T | L | U | App | Ped* | R | T | L | U | App | Ped* | R | T | L | U | App | Ped* | Int |
| 2023-09-12 5:15PM | 20 | 222 | 33 | 0 | 275 | 6 | 35 | 213 | 50 | 0 | 298 | 16 | 41 | 243 | 37 | 0 | 321 | 23 | 39 | 181 | 30 | 0 | 250 | 11 | 39 | 181 | 30 | 0 | 250 | 11 | 1144 |
| 5:30PM | 24 | 205 | 28 | 0 | 257 | 3 | 29 | 199 | 55 | 0 | 283 | 7 | 33 | 243 | 35 | 0 | 311 | 20 | 50 | 171 | 41 | 0 | 262 | 16 | 50 | 171 | 41 | 0 | 262 | 16 | 1113 |
| 5:45PM | 29 | 189 | 50 | 0 | 268 | 4 | 25 | 204 | 48 | 0 | 277 | 9 | 35 | 233 | 35 | 0 | 303 | 7 | 32 | 189 | 44 | 0 | 265 | 9 | 32 | 189 | 44 | 0 | 265 | 9 | 1113 |
| 6:00PM | 28 | 200 | 35 | 0 | 263 | 7 | 33 | 203 | 50 | 0 | 286 | 8 | 24 | 241 | 41 | 0 | 306 | 8 | 42 | 197 | 36 | 0 | 275 | 16 | 42 | 197 | 36 | 0 | 275 | 16 | 1130 |
| Total | 101 | 816 | 146 | 0 | 1063 | 20 | 122 | 819 | 203 | 0 | 1144 | 40 | 133 | 960 | 148 | 0 | 1241 | 58 | 163 | 738 | 151 | 0 | 1052 | 52 | 163 | 738 | 151 | 0 | 1052 | 52 | 4500 |
| % Approach | 9.5% | 76.8% | 13.7% | 0% | - | - | 10.7% | 71.6% | 17.7% | 0% | - | - | 10.7% | 77.4% | 11.9% | 0% | - | - | 15.5% | 70.2% | 14.4% | 0% | - | - | 15.5% | 70.2% | 14.4% | 0% | - | - | - |
| % Total | 2.2% | 18.1% | 3.2% | 0% | 23.6% | - | 2.7% | 18.2% | 4.5% | 0% | 25.4% | - | 3.0% | 21.3% | 3.3% | 0% | 27.6% | - | 3.6% | 16.4% | 3.4% | 0% | 23.4% | - | 3.6% | 16.4% | 3.4% | 0% | 23.4% | - | - |
| PHF | 0.871 | 0.922 | 0.730 | - | 0.969 | - | 0.890 | 0.960 | 0.923 | - | 0.961 | - | 0.805 | 0.984 | 0.919 | - | 0.962 | - | 0.815 | 0.940 | 0.858 | - | 0.959 | - | 0.815 | 0.940 | 0.858 | - | 0.959 | - | 0.983 |
| Lights | 100 | 790 | 146 | 0 | 1036 | - | 119 | 801 | 200 | 0 | 1120 | - | 127 | 943 | 145 | 0 | 1215 | - | 161 | 729 | 150 | 0 | 1040 | - | 161 | 729 | 150 | 0 | 1040 | - | 4411 |
| % Lights | 99.0% | 96.8% | 100% | 0% | 97.5% | - | 97.5% | 97.8% | 98.5% | 0% | 97.9% | - | 95.5% | 98.2% | 98.0% | 0% | 97.9% | - | 98.8% | 98.8% | 99.3% | 0% | 98.9% | - | 98.8% | 98.8% | 99.3% | 0% | 98.9% | - | 98.0% |
| Single-Unit Trucks | 1 | 17 | 0 | 0 | 18 | - | 1 | 7 | 2 | 0 | 10 | - | 2 | 8 | 1 | 0 | 11 | - | 1 | 2 | 1 | 0 | 4 | - | 1 | 2 | 1 | 0 | 4 | - | 43 |
| % Single-Unit Trucks | 1.0% | 2.1% | 0% | 0% | 1.7% | - | 0.8% | 0.9% | 1.0% | 0% | 0.9% | - | 1.5% | 0.8% | 0.7% | 0% | 0.9% | - | 0.6% | 0.3% | 0.7% | 0% | 0.4% | - | 0.6% | 0.3% | 0.7% | 0% | 0.4% | - | 1.0% |
| Articulated Trucks | 0 | 1 | 0 | 0 | 1 | - | 1 | 1 | 1 | 0 | 3 | - | 3 | 2 | 1 | 0 | 6 | - | 0 | 0 | 0 | 0 | 0 | - | 0 | 0 | 0 | 0 | 0 | - | 10 |
| % Articulated Trucks | 0% | 0.1% | 0% | 0% | 0.1% | - | 0.8% | 0.1% | 0.5% | 0% | 0.3% | - | 2.3% | 0.2% | 0.7% | 0% | 0.5% | - | 0% | 0% | 0% | 0% | 0% | - | 0% | 0% | 0% | 0% | 0% | - | 0.2% |
| Buses | 0 | 7 | 0 | 0 | 7 | - | 0 | 9 | 0 | 0 | 9 | - | 0 | 3 | 0 | 0 | 3 | - | 1 | 6 | 0 | 0 | 7 | - | 1 | 6 | 0 | 0 | 7 | - | 26 |
| % Buses | 0% | 0.9% | 0% | 0% | 0.7% | - | 0% | 1.1% | 0% | 0% | 0.8% | - | 0% | 0.3% | 0% | 0% | 0.2% | - | 0.6% | 0.8% | 0% | 0% | 0.7% | - | 0.6% | 0.8% | 0% | 0% | 0.7% | - | 0.6% |
| Bicycles on Road | 0 | 1 | 0 | 0 | 1 | - | 1 | 1 | 0 | 0 | 2 | - | 1 | 4 | 1 | 0 | 6 | - | 0 | 1 | 0 | 0 | 1 | - | 0 | 1 | 0 | 0 | 1 | - | 10 |
| % Bicycles on Road | 0% | 0.1% | 0% | 0% | 0.1% | - | 0.8% | 0.1% | 0% | 0% | 0.2% | - | 0.8% | 0.4% | 0.7% | 0% | 0.5% | - | 0% | 0.1% | 0% | 0% | 0.1% | - | 0% | 0.1% | 0% | 0% | 0.1% | - | 0.2% |
| Pedestrians | - | - | - | - | - | 20 | - | - | - | - | - | 37 | - | - | - | - | - | 58 | - | - | - | - | - | 52 | - | - | - | - | - | 52 | - |
| % Pedestrians | - | - | - | - | - | 100% | - | - | - | - | - | 92.5% | - | - | - | - | - | 100% | - | - | - | - | - | 100% | - | - | - | - | - | 100% | - |
| Bicycles on Crosswalk | - | - | - | - | - | 0 | - | - | - | - | - | 3 | - | - | - | - | - | 0 | - | - | - | - | - | 0 | - | - | - | - | - | 0 | - |
| % Bicycles on Crosswalk | - | - | - | - | - | 0% | - | - | - | - | - | 7.5% | - | - | - | - | - | 0% | - | - | - | - | - | 0% | - | - | - | - | - | 0% | - |

*Pedestrians and Bicycles on Crosswalk. L: Left, R: Right, T: Thru, U: U-Turn

Cicero Avenue - Fullerton Avenue - TMC

Tue Sep 12, 2023

PM Peak (Sep 12 2023 5:15PM - 6:15 PM) - Overall Peak Hour

All Classes (Lights, Single-Unit Trucks, Articulated Trucks, Buses, Pedestrians, Bicycles on Road, Bicycles on Crosswalk)

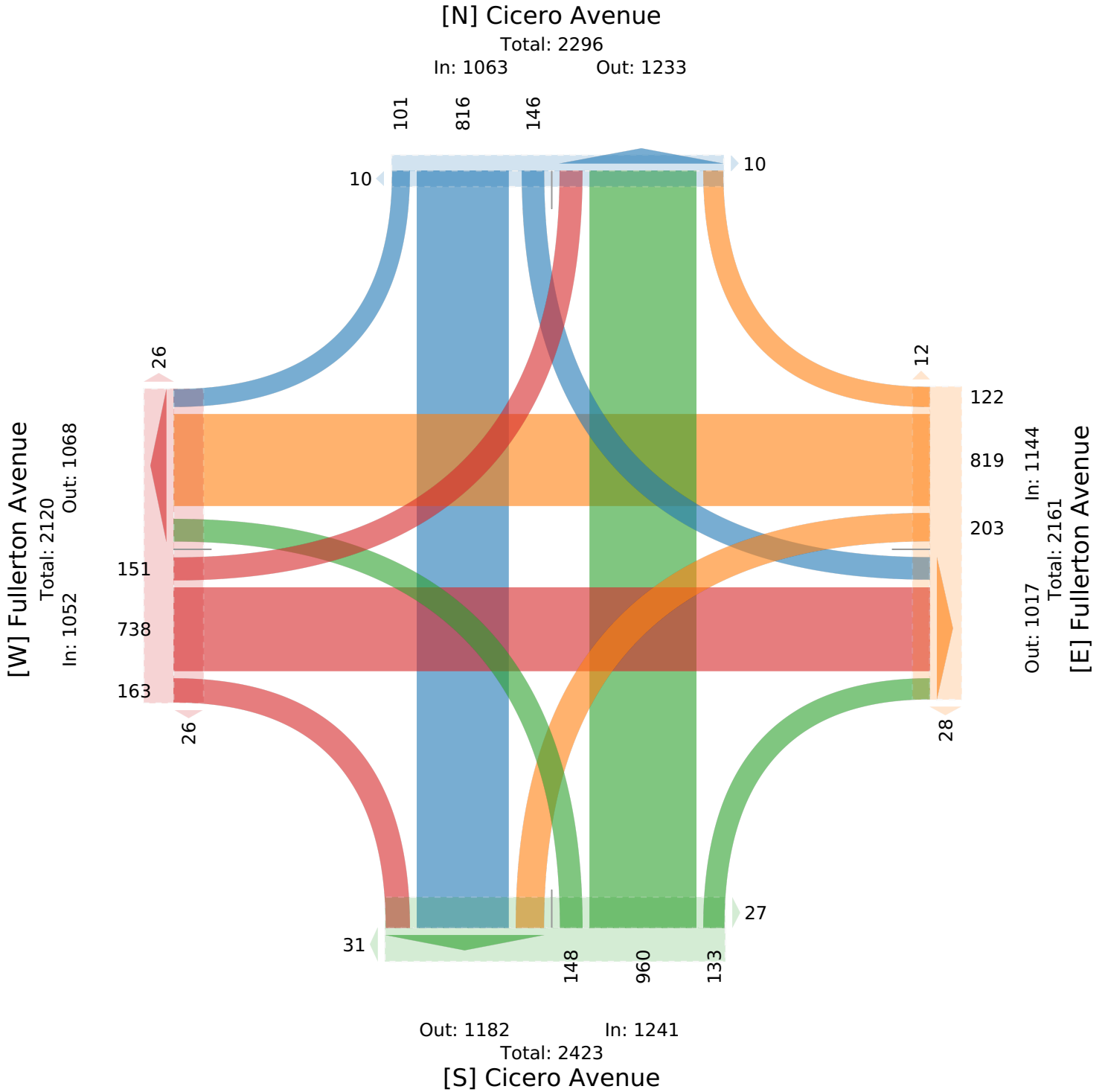
All Movements

ID: 1106911, Location: 41.924274, -87.746376

Provided by: Fish Transportation Group Inc.

1950 N Washington Street, Suite 211,

Naperville, IL, 60563, US



Cicero Avenue - Fullerton Avenue - TMC

Wed Sep 13, 2023

AM Peak (Sep 13 2023 7AM - 8 AM)

All Classes (Lights, Single-Unit Trucks, Articulated Trucks, Buses, Pedestrians, Bicycles on Road, Bicycles on Crosswalk)

All Movements

ID: 1106911, Location: 41.924274, -87.746376

Provided by: Fish Transportation Group Inc.

1950 N Washington Street, Suite 211,

Naperville, IL, 60563, US

| Leg Direction | Cicero Avenue Southbound | | | | | | Fullerton Avenue Westbound | | | | | | Cicero Avenue Northbound | | | | | | Fullerton Avenue Eastbound | | | | | | Int |
|-----------------------------|--------------------------|-------|-------|----|--------------|------|----------------------------|-------|-------|----|--------------|-------|--------------------------|-------|-------|----|--------------|-------|----------------------------|-------|-------|-------|--------------|-------|-------------|
| | R | T | L | U | App | Ped* | R | T | L | U | App | Ped* | R | T | L | U | App | Ped* | R | T | L | U | App | Ped* | |
| 2023-09-13 7:00AM | 9 | 241 | 31 | 0 | 281 | 8 | 35 | 139 | 46 | 0 | 220 | 7 | 52 | 203 | 20 | 0 | 275 | 9 | 54 | 245 | 34 | 0 | 333 | 6 | 1109 |
| 7:15AM | 17 | 258 | 27 | 0 | 302 | 4 | 18 | 150 | 36 | 0 | 204 | 4 | 43 | 212 | 14 | 0 | 269 | 7 | 58 | 244 | 26 | 0 | 328 | 5 | 1103 |
| 7:30AM | 7 | 233 | 36 | 0 | 276 | 0 | 27 | 158 | 55 | 0 | 240 | 5 | 39 | 200 | 30 | 0 | 269 | 7 | 50 | 234 | 27 | 1 | 312 | 1 | 1097 |
| 7:45AM | 7 | 236 | 35 | 0 | 278 | 12 | 28 | 195 | 55 | 0 | 278 | 8 | 45 | 208 | 33 | 0 | 286 | 6 | 62 | 225 | 34 | 0 | 321 | 3 | 1163 |
| Total | 40 | 968 | 129 | 0 | 1137 | 24 | 108 | 642 | 192 | 0 | 942 | 24 | 179 | 823 | 97 | 0 | 1099 | 29 | 224 | 948 | 121 | 1 | 1294 | 15 | 4472 |
| % Approach | 3.5% | 85.1% | 11.3% | 0% | - | - | 11.5% | 68.2% | 20.4% | 0% | - | - | 16.3% | 74.9% | 8.8% | 0% | - | - | 17.3% | 73.3% | 9.4% | 0.1% | - | - | - |
| % Total | 0.9% | 21.6% | 2.9% | 0% | 25.4% | - | 2.4% | 14.4% | 4.3% | 0% | 21.1% | - | 4.0% | 18.4% | 2.2% | 0% | 24.6% | - | 5.0% | 21.2% | 2.7% | 0% | 28.9% | - | - |
| PHF | 0.588 | 0.938 | 0.896 | - | 0.941 | - | 0.771 | 0.823 | 0.873 | - | 0.847 | - | 0.856 | 0.971 | 0.735 | - | 0.960 | - | 0.914 | 0.967 | 0.890 | 0.250 | 0.971 | - | 0.962 |
| Lights | 38 | 921 | 125 | 0 | 1084 | - | 103 | 627 | 181 | 0 | 911 | - | 168 | 769 | 91 | 0 | 1028 | - | 220 | 917 | 116 | 1 | 1254 | - | 4277 |
| % Lights | 95.0% | 95.1% | 96.9% | 0% | 95.3% | - | 95.4% | 97.7% | 94.3% | 0% | 96.7% | - | 93.9% | 93.4% | 93.8% | 0% | 93.5% | - | 98.2% | 96.7% | 95.9% | 100% | 96.9% | - | 95.6% |
| Single-Unit Trucks | 2 | 29 | 3 | 0 | 34 | - | 4 | 8 | 9 | 0 | 21 | - | 8 | 30 | 4 | 0 | 42 | - | 2 | 17 | 3 | 0 | 22 | - | 119 |
| % Single-Unit Trucks | 5.0% | 3.0% | 2.3% | 0% | 3.0% | - | 3.7% | 1.2% | 4.7% | 0% | 2.2% | - | 4.5% | 3.6% | 4.1% | 0% | 3.8% | - | 0.9% | 1.8% | 2.5% | 0% | 1.7% | - | 2.7% |
| Articulated Trucks | 0 | 9 | 0 | 0 | 9 | - | 0 | 1 | 0 | 0 | 1 | - | 1 | 13 | 1 | 0 | 15 | - | 1 | 2 | 0 | 0 | 3 | - | 28 |
| % Articulated Trucks | 0% | 0.9% | 0% | 0% | 0.8% | - | 0% | 0.2% | 0% | 0% | 0.1% | - | 0.6% | 1.6% | 1.0% | 0% | 1.4% | - | 0.4% | 0.2% | 0% | 0% | 0.2% | - | 0.6% |
| Buses | 0 | 9 | 1 | 0 | 10 | - | 1 | 6 | 2 | 0 | 9 | - | 1 | 11 | 1 | 0 | 13 | - | 0 | 12 | 2 | 0 | 14 | - | 46 |
| % Buses | 0% | 0.9% | 0.8% | 0% | 0.9% | - | 0.9% | 0.9% | 1.0% | 0% | 1.0% | - | 0.6% | 1.3% | 1.0% | 0% | 1.2% | - | 0% | 1.3% | 1.7% | 0% | 1.1% | - | 1.0% |
| Bicycles on Road | 0 | 0 | 0 | 0 | 0 | - | 0 | 0 | 0 | 0 | 0 | - | 1 | 0 | 0 | 0 | 1 | - | 1 | 0 | 0 | 0 | 1 | - | 2 |
| % Bicycles on Road | 0% | 0% | 0% | 0% | 0% | - | 0% | 0% | 0% | 0% | 0% | - | 0.6% | 0% | 0% | 0% | 0.1% | - | 0.4% | 0% | 0% | 0% | 0.1% | - | 0% |
| Pedestrians | - | - | - | - | - | 24 | - | - | - | - | - | 19 | - | - | - | - | - | 26 | - | - | - | - | - | 13 | |
| % Pedestrians | - | - | - | - | - | 100% | - | - | - | - | - | 79.2% | - | - | - | - | - | 89.7% | - | - | - | - | - | 86.7% | |
| Bicycles on Crosswalk | - | - | - | - | - | 0 | - | - | - | - | - | 5 | - | - | - | - | - | 3 | - | - | - | - | - | 2 | |
| % Bicycles on Crosswalk | - | - | - | - | - | 0% | - | - | - | - | - | 20.8% | - | - | - | - | - | 10.3% | - | - | - | - | - | 13.3% | |

*Pedestrians and Bicycles on Crosswalk. L: Left, R: Right, T: Thru, U: U-Turn

Cicero Avenue - Fullerton Avenue - TMC

Wed Sep 13, 2023

AM Peak (Sep 13 2023 7AM - 8 AM)

All Classes (Lights, Single-Unit Trucks, Articulated Trucks, Buses, Pedestrians, Bicycles on Road, Bicycles on Crosswalk)

All Movements

ID: 1106911, Location: 41.924274, -87.746376

Provided by: Fish Transportation Group Inc.

1950 N Washington Street, Suite 211,

Naperville, IL, 60563, US

