

Ashland Avenue - Fullerton Avenue - TMC

Tue Sep 12, 2023

Full Length (11 AM-11 AM (+1))

All Classes (Lights, Single-Unit Trucks, Articulated Trucks, Buses, Pedestrians, Bicycles on Road, Bicycles on Crosswalk)

All Movements

ID: 1106913, Location: 41.925191, -87.668131

Provided by: Fish Transportation Group Inc.

1950 N Washington Street, Suite 211,

Naperville, IL, 60563, US

Leg Direction	Ashland Avenue Southbound						Fullerton Avenue Westbound						Ashland Avenue Northbound						Fullerton Avenue Eastbound						Int
	R	T	L	U	App	Ped*	R	T	L	U	App	Ped*	R	T	L	U	App	Ped*	R	T	L	U	App	Ped*	
2023-09-12 11:00AM	156	833	34	1	1024	47	26	387	100	0	513	37	90	796	1	0	887	40	14	477	133	0	624	39	3048
12:00PM	159	817	39	1	1016	51	25	369	79	0	473	43	119	755	0	0	874	41	16	474	141	1	632	45	2995
1:00PM	173	848	21	0	1042	55	16	395	94	0	505	34	79	775	1	0	855	28	17	411	159	0	587	20	2989
2:00PM	172	859	28	0	1059	56	22	428	83	0	533	63	59	792	0	0	851	25	11	473	128	0	612	24	3055
3:00PM	261	956	30	0	1247	67	23	418	105	0	546	36	64	848	1	0	913	35	13	420	153	0	586	28	3292
4:00PM	198	988	29	0	1215	84	6	420	130	0	556	51	96	961	0	0	1057	34	6	449	147	0	602	34	3430
5:00PM	216	1010	24	1	1251	100	25	414	119	0	558	52	103	1047	1	0	1151	38	9	546	174	0	729	29	3689
6:00PM	214	983	36	1	1234	68	15	439	84	0	538	39	88	1015	0	0	1103	29	5	479	172	0	656	41	3531
7:00PM	158	726	37	0	921	40	24	422	90	0	536	21	83	815	1	0	899	18	8	442	155	0	605	25	2961
8:00PM	103	547	21	0	671	23	30	355	74	0	459	20	80	737	1	0	818	13	12	386	133	0	531	11	2479
9:00PM	67	458	16	3	544	31	18	314	66	0	398	25	65	695	0	0	760	11	3	300	106	0	409	4	2111
10:00PM	46	342	15	0	403	26	14	218	38	0	270	5	57	506	6	0	569	5	4	189	68	0	261	8	1503
11:00PM	29	219	11	0	259	7	16	112	27	0	155	6	44	288	1	0	333	2	3	102	35	0	140	3	887
2023-09-13 12:00AM	16	110	4	0	130	5	3	87	12	0	102	0	22	155	0	0	177	2	0	46	25	0	71	3	480
1:00AM	3	50	2	0	55	1	2	44	13	1	60	1	9	77	1	0	87	2	1	23	12	0	36	1	238
2:00AM	4	23	2	1	30	2	0	36	9	0	45	1	6	47	0	0	53	1	0	27	5	0	32	0	160
3:00AM	11	39	2	0	52	0	1	19	1	0	21	0	4	42	1	0	47	0	0	18	5	0	23	0	143
4:00AM	20	61	0	1	82	4	3	35	6	0	44	4	11	90	0	0	101	1	0	58	14	0	72	3	299
5:00AM	49	180	11	0	240	10	4	138	18	0	160	1	48	235	1	0	284	8	0	176	48	0	224	5	908
6:00AM	133	684	14	0	831	24	7	353	52	0	412	7	64	407	0	0	471	16	5	316	52	0	373	18	2087
7:00AM	106	1181	26	0	1313	57	5	407	141	0	553	52	97	734	2	0	833	17	13	502	82	0	597	23	3296
8:00AM	119	1137	44	0	1300	43	18	383	170	0	571	22	111	803	0	0	914	21	12	531	137	1	681	31	3466
9:00AM	174	997	51	0	1222	40	18	367	92	0	477	22	92	705	1	0	798	27	12	527	105	0	644	32	3141
10:00AM	142	776	24	0	942	38	15	323	83	0	421	22	82	684	4	0	770	18	12	474	125	0	611	11	2744
<b>Total</b>	2729	14824	521	9	18083	879	336	6883	1686	1	8906	564	1573	14009	23	0	15605	432	176	7846	2314	2	10338	438	52932
<b>% Approach</b>	15.1%	82.0%	2.9%	0%	-	-	3.8%	77.3%	18.9%	0%	-	-	10.1%	89.8%	0.1%	0%	-	-	1.7%	75.9%	22.4%	0%	-	-	-
<b>% Total</b>	5.2%	28.0%	1.0%	0%	34.2%	-	0.6%	13.0%	3.2%	0%	16.8%	-	3.0%	26.5%	0%	0%	29.5%	-	0.3%	14.8%	4.4%	0%	19.5%	-	-
<b>Lights</b>	2673	14107	511	9	17300	-	320	6639	1606	1	8566	-	1484	13322	22	0	14828	-	168	7543	2242	2	9955	-	50649
<b>% Lights</b>	97.9%	95.2%	98.1%	100%	95.7%	-	95.2%	96.5%	95.3%	100%	96.2%	-	94.3%	95.1%	95.7%	0%	95.0%	-	95.5%	96.1%	96.9%	100%	96.3%	-	95.7%
<b>Single-Unit Trucks</b>	44	414	7	0	465	-	11	85	53	0	149	-	52	396	0	0	448	-	4	95	53	0	152	-	1214
<b>% Single-Unit Trucks</b>	1.6%	2.8%	1.3%	0%	2.6%	-	3.3%	1.2%	3.1%	0%	1.7%	-	3.3%	2.8%	0%	0%	2.9%	-	2.3%	1.2%	2.3%	0%	1.5%	-	2.3%
<b>Articulated Trucks</b>	6	96	2	0	104	-	2	11	11	0	24	-	12	115	0	0	127	-	0	17	14	0	31	-	286
<b>% Articulated Trucks</b>	0.2%	0.6%	0.4%	0%	0.6%	-	0.6%	0.2%	0.7%	0%	0.3%	-	0.8%	0.8%	0%	0%	0.8%	-	0%	0.2%	0.6%	0%	0.3%	-	0.5%
<b>Buses</b>	2	177	1	0	180	-	2	104	8	0	114	-	16	163	0	0	179	-	0	108	2	0	110	-	583
<b>% Buses</b>	0.1%	1.2%	0.2%	0%	1.0%	-	0.6%	1.5%	0.5%	0%	1.3%	-	1.0%	1.2%	0%	0%	1.1%	-	0%	1.4%	0.1%	0%	1.1%	-	1.1%
<b>Bicycles on Road</b>	4	30	0	0	34	-	1	44	8	0	53	-	9	13	1	0	23	-	4	83	3	0	90	-	200
<b>% Bicycles on Road</b>	0.1%	0.2%	0%	0%	0.2%	-	0.3%	0.6%	0.5%	0%	0.6%	-	0.6%	0.1%	4.3%	0%	0.1%	-	2.3%	1.1%	0.1%	0%	0.9%	-	0.4%
<b>Pedestrians</b>	-	-	-	-	-	827	-	-	-	-	-	535	-	-	-	-	-	409	-	-	-	-	-	415	
<b>% Pedestrians</b>	-	-	-	-	-	94.1%	-	-	-	-	-	94.9%	-	-	-	-	-	94.7%	-	-	-	-	-	94.7%	
<b>Bicycles on Crosswalk</b>	-	-	-	-	-	52	-	-	-	-	-	29	-	-	-	-	-	23	-	-	-	-	-	23	
<b>% Bicycles on Crosswalk</b>	-	-	-	-	-	5.9%	-	-	-	-	-	5.1%	-	-	-	-	-	5.3%	-	-	-	-	-	5.3%	

\*Pedestrians and Bicycles on Crosswalk. L: Left, R: Right, T: Thru, U: U-Turn

**Ashland Avenue - Fullerton Avenue - TMC**

Tue Sep 12, 2023

Full Length (11 AM-11 AM (+1))

All Classes (Lights, Single-Unit Trucks, Articulated Trucks, Buses, Pedestrians, Bicycles on Road, Bicycles on Crosswalk)

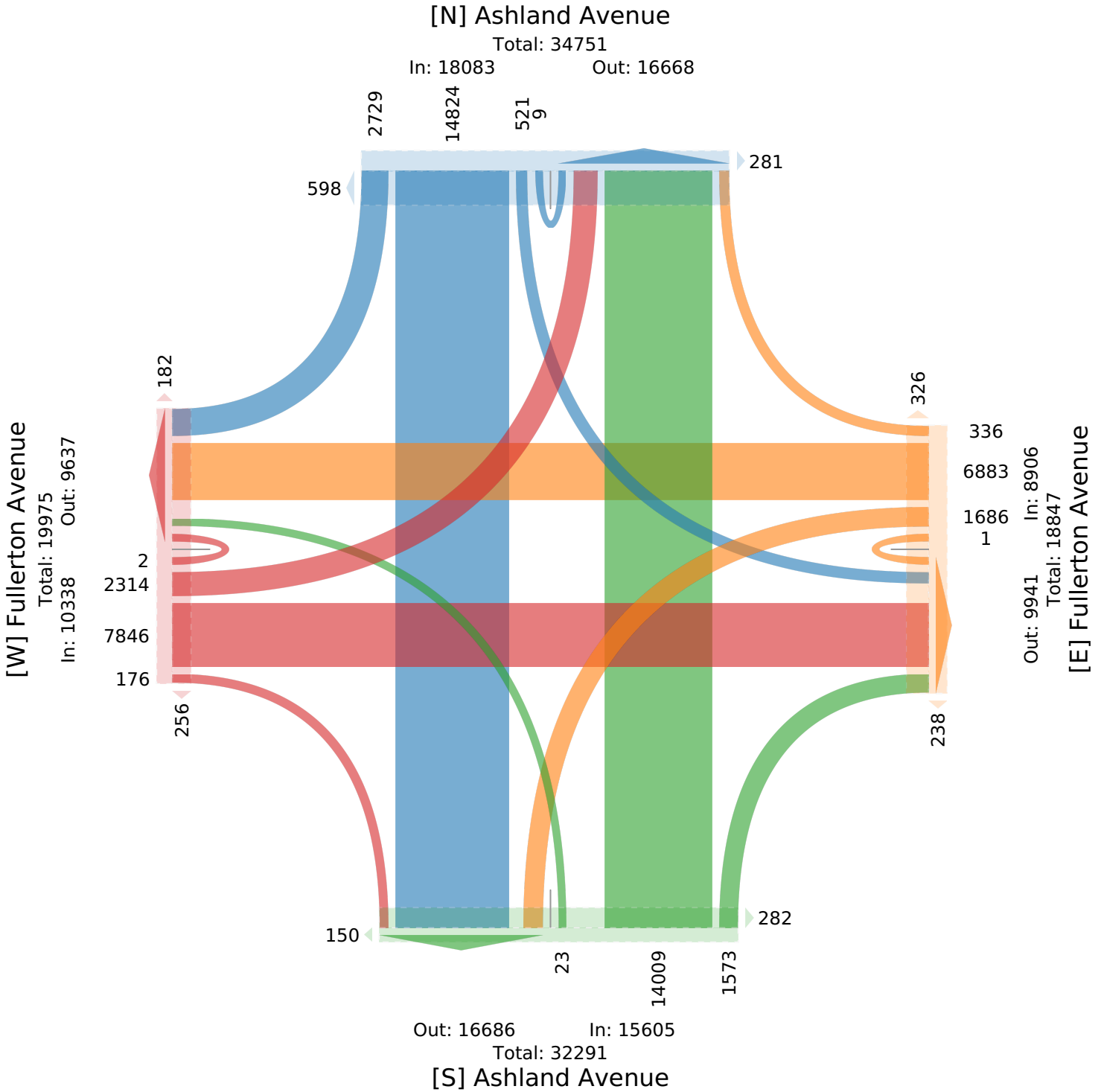
All Movements

ID: 1106913, Location: 41.925191, -87.668131

Provided by: Fish Transportation Group Inc.

1950 N Washington Street, Suite 211,

Naperville, IL, 60563, US



**Ashland Avenue - Fullerton Avenue - TMC**

Tue Sep 12, 2023

Midday Peak (Sep 12 2023 11AM - 12 PM)

All Classes (Lights, Single-Unit Trucks, Articulated Trucks, Buses, Pedestrians, Bicycles on Road, Bicycles on Crosswalk)

All Movements

ID: 1106913, Location: 41.925191, -87.668131

Provided by: Fish Transportation Group Inc.

1950 N Washington Street, Suite 211,

Naperville, IL, 60563, US

Leg Direction	Ashland Avenue Southbound						Fullerton Avenue Westbound						Ashland Avenue Northbound						Fullerton Avenue Eastbound						Int
Time	R	T	L	U	App	Ped*	R	T	L	U	App	Ped*	R	T	L	U	App	Ped*	R	T	L	U	App	Ped*	
2023-09-12 11:00AM	37	194	9	0	240	15	2	94	19	0	115	13	19	186	1	0	206	8	3	148	38	0	189	12	750
11:15AM	51	216	7	1	275	13	11	98	28	0	137	5	22	197	0	0	219	11	2	111	24	0	137	6	768
11:30AM	42	223	11	0	276	9	9	101	25	0	135	9	24	222	0	0	246	3	3	100	37	0	140	4	797
11:45AM	26	200	7	0	233	10	4	94	28	0	126	10	25	191	0	0	216	18	6	118	34	0	158	17	733
<b>Total</b>	156	833	34	1	1024	47	26	387	100	0	513	37	90	796	1	0	887	40	14	477	133	0	624	39	3048
<b>% Approach</b>	15.2%	81.3%	3.3%	0.1%	-	-	5.1%	75.4%	19.5%	0%	-	-	10.1%	89.7%	0.1%	0%	-	-	2.2%	76.4%	21.3%	0%	-	-	-
<b>% Total</b>	5.1%	27.3%	1.1%	0%	33.6%	-	0.9%	12.7%	3.3%	0%	16.8%	-	3.0%	26.1%	0%	0%	29.1%	-	0.5%	15.6%	4.4%	0%	20.5%	-	-
<b>PHF</b>	0.765	0.934	0.773	0.250	0.928	-	0.591	0.958	0.893	-	0.936	-	0.900	0.896	0.250	-	0.901	-	0.583	0.803	0.875	-	0.823	-	0.958
<b>Lights</b>	153	769	33	1	956	-	24	376	92	0	492	-	81	731	1	0	813	-	14	461	128	0	603	-	2864
<b>% Lights</b>	98.1%	92.3%	97.1%	100%	93.4%	-	92.3%	97.2%	92.0%	0%	95.9%	-	90.0%	91.8%	100%	0%	91.7%	-	100%	96.6%	96.2%	0%	96.6%	-	94.0%
<b>Single-Unit Trucks</b>	3	49	1	0	53	-	2	7	7	0	16	-	3	45	0	0	48	-	0	6	4	0	10	-	127
<b>% Single-Unit Trucks</b>	1.9%	5.9%	2.9%	0%	5.2%	-	7.7%	1.8%	7.0%	0%	3.1%	-	3.3%	5.7%	0%	0%	5.4%	-	0%	1.3%	3.0%	0%	1.6%	-	4.2%
<b>Articulated Trucks</b>	0	9	0	0	9	-	0	0	1	0	1	-	3	11	0	0	14	-	0	0	1	0	1	-	25
<b>% Articulated Trucks</b>	0%	1.1%	0%	0%	0.9%	-	0%	0%	1.0%	0%	0.2%	-	3.3%	1.4%	0%	0%	1.6%	-	0%	0%	0.8%	0%	0.2%	-	0.8%
<b>Buses</b>	0	6	0	0	6	-	0	4	0	0	4	-	3	9	0	0	12	-	0	5	0	0	5	-	27
<b>% Buses</b>	0%	0.7%	0%	0%	0.6%	-	0%	1.0%	0%	0%	0.8%	-	3.3%	1.1%	0%	0%	1.4%	-	0%	1.0%	0%	0%	0.8%	-	0.9%
<b>Bicycles on Road</b>	0	0	0	0	0	-	0	0	0	0	0	-	0	0	0	0	0	-	0	5	0	0	5	-	5
<b>% Bicycles on Road</b>	0%	0%	0%	0%	0%	-	0%	0%	0%	0%	0%	-	0%	0%	0%	0%	0%	-	0%	1.0%	0%	0%	0.8%	-	0.2%
Pedestrians	-	-	-	-	-	41	-	-	-	-	-	36	-	-	-	-	-	39	-	-	-	-	-	37	
% Pedestrians	-	-	-	-	-	87.2%	-	-	-	-	-	97.3%	-	-	-	-	-	97.5%	-	-	-	-	-	94.9%	-
Bicycles on Crosswalk	-	-	-	-	-	6	-	-	-	-	-	1	-	-	-	-	-	1	-	-	-	-	-	2	
% Bicycles on Crosswalk	-	-	-	-	-	12.8%	-	-	-	-	-	2.7%	-	-	-	-	-	2.5%	-	-	-	-	-	5.1%	-

\*Pedestrians and Bicycles on Crosswalk. L: Left, R: Right, T: Thru, U: U-Turn

**Ashland Avenue - Fullerton Avenue - TMC**

Tue Sep 12, 2023

Midday Peak (Sep 12 2023 11AM - 12 PM)

All Classes (Lights, Single-Unit Trucks, Articulated Trucks, Buses, Pedestrians, Bicycles on Road, Bicycles on Crosswalk)

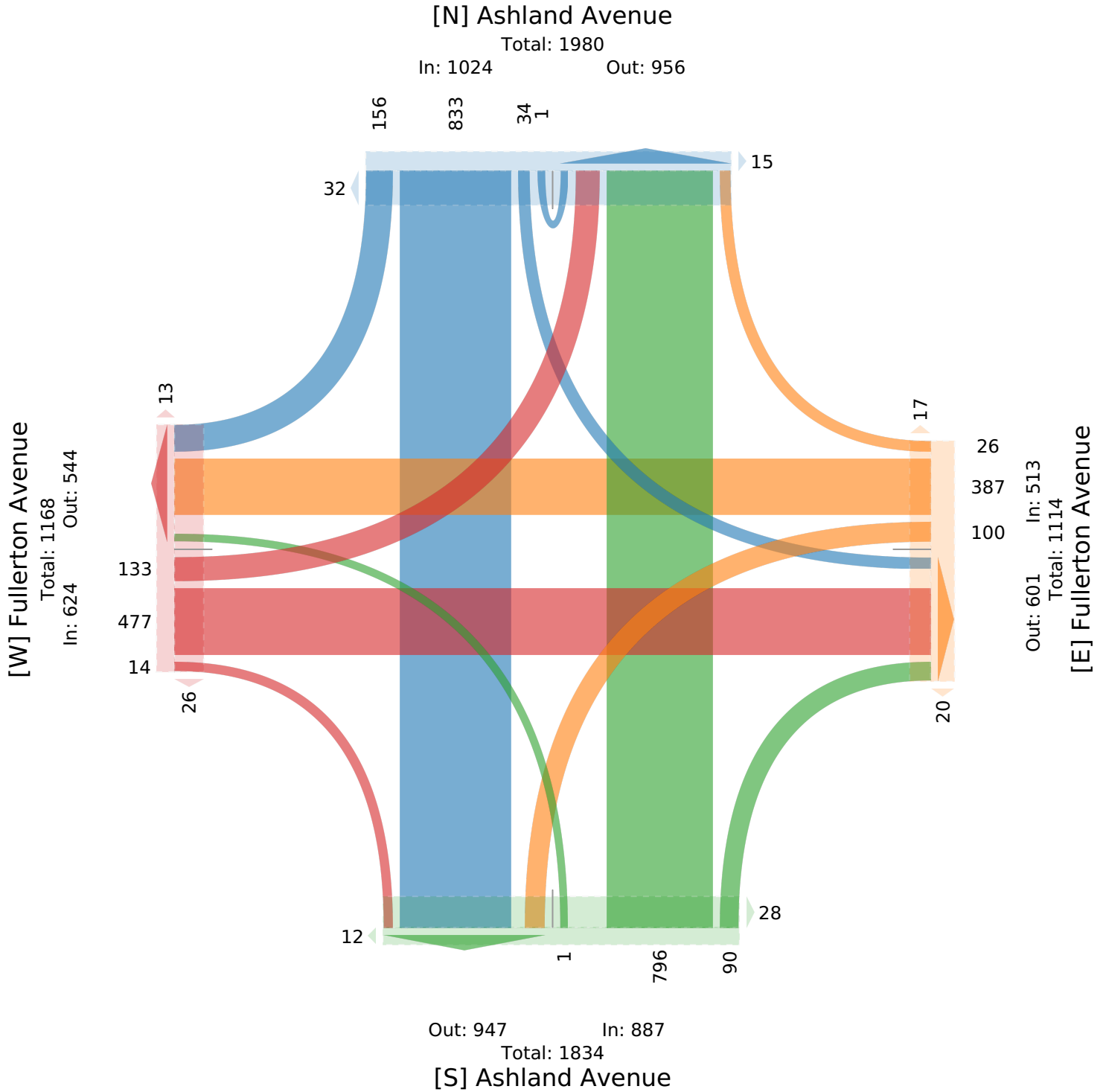
All Movements

ID: 1106913, Location: 41.925191, -87.668131

Provided by: Fish Transportation Group Inc.

1950 N Washington Street, Suite 211,

Naperville, IL, 60563, US



Ashland Avenue - Fullerton Avenue - TMC

Provided by: Fish Transportation Group Inc.

Tue Sep 12, 2023

1950 N Washington Street, Suite 211,

PM Peak (Sep 12 2023 5:15PM - 6:15 PM) - Overall Peak Hour

Naperville, IL, 60563, US

All Classes (Lights, Single-Unit Trucks, Articulated Trucks, Buses, Pedestrians, Bicycles on Road, Bicycles on Crosswalk)

All Movements

ID: 1106913, Location: 41.925191, -87.668131

Leg Direction	Ashland Avenue Southbound						Fullerton Avenue Westbound						Ashland Avenue Northbound						Fullerton Avenue Eastbound						
Time	R	T	L	U	App	Ped*	R	T	L	U	App	Ped*	R	T	L	U	App	Ped*	R	T	L	U	App	Ped*	Int
2023-09-12 5:15PM	47	279	5	1	332	33	3	106	25	0	134	10	35	283	1	0	319	14	2	143	50	0	195	10	980
5:30PM	54	266	6	0	326	28	5	97	44	0	146	16	19	288	0	0	307	10	2	136	41	0	179	9	958
5:45PM	60	235	8	0	303	19	10	100	27	0	137	10	27	240	0	0	267	12	3	136	45	0	184	9	891
6:00PM	60	246	11	1	318	24	4	107	12	0	123	11	16	269	0	0	285	8	1	120	52	0	173	9	899
<b>Total</b>	221	1026	30	2	1279	104	22	410	108	0	540	47	97	1080	1	0	1178	44	8	535	188	0	731	37	3728
<b>% Approach</b>	17.3%	80.2%	2.3%	0.2%	-	-	4.1%	75.9%	20.0%	0%	-	-	8.2%	91.7%	0.1%	0%	-	-	1.1%	73.2%	25.7%	0%	-	-	-
<b>% Total</b>	5.9%	27.5%	0.8%	0.1%	34.3%	-	0.6%	11.0%	2.9%	0%	14.5%	-	2.6%	29.0%	0%	0%	31.6%	-	0.2%	14.4%	5.0%	0%	19.6%	-	-
<b>PHF</b>	0.921	0.918	0.682	0.500	0.962	-	0.550	0.944	0.614	-	0.927	-	0.699	0.939	0.250	-	0.926	-	0.750	0.938	0.904	-	0.936	-	0.952
<b>Lights</b>	220	991	30	2	1243	-	22	394	105	0	521	-	94	1062	1	0	1157	-	6	519	188	0	713	-	3634
<b>% Lights</b>	99.5%	96.6%	100%	100%	97.2%	-	100%	96.1%	97.2%	0%	96.5%	-	96.9%	98.3%	100%	0%	98.2%	-	75.0%	97.0%	100%	0%	97.5%	-	97.5%
<b>Single-Unit Trucks</b>	1	19	0	0	20	-	0	3	2	0	5	-	0	5	0	0	5	-	0	1	0	0	1	-	31
<b>% Single-Unit Trucks</b>	0.5%	1.9%	0%	0%	1.6%	-	0%	0.7%	1.9%	0%	0.9%	-	0%	0.5%	0%	0%	0.4%	-	0%	0.2%	0%	0%	0.1%	-	0.8%
<b>Articulated Trucks</b>	0	2	0	0	2	-	0	1	0	0	1	-	1	0	0	0	1	-	0	0	0	0	0	-	4
<b>% Articulated Trucks</b>	0%	0.2%	0%	0%	0.2%	-	0%	0.2%	0%	0%	0.2%	-	1.0%	0%	0%	0%	0.1%	-	0%	0%	0%	0%	0%	-	0.1%
<b>Buses</b>	0	13	0	0	13	-	0	6	1	0	7	-	0	11	0	0	11	-	0	5	0	0	5	-	36
<b>% Buses</b>	0%	1.3%	0%	0%	1.0%	-	0%	1.5%	0.9%	0%	1.3%	-	0%	1.0%	0%	0%	0.9%	-	0%	0.9%	0%	0%	0.7%	-	1.0%
<b>Bicycles on Road</b>	0	1	0	0	1	-	0	6	0	0	6	-	2	2	0	0	4	-	2	10	0	0	12	-	23
<b>% Bicycles on Road</b>	0%	0.1%	0%	0%	0.1%	-	0%	1.5%	0%	0%	1.1%	-	2.1%	0.2%	0%	0%	0.3%	-	25.0%	1.9%	0%	0%	1.6%	-	0.6%
<b>Pedestrians</b>	-	-	-	-	-	100	-	-	-	-	-	43	-	-	-	-	-	39	-	-	-	-	-	34	-
<b>% Pedestrians</b>	-	-	-	-	-	96.2%	-	-	-	-	-	91.5%	-	-	-	-	-	88.6%	-	-	-	-	-	91.9%	-
<b>Bicycles on Crosswalk</b>	-	-	-	-	-	4	-	-	-	-	-	4	-	-	-	-	-	5	-	-	-	-	-	3	-
<b>% Bicycles on Crosswalk</b>	-	-	-	-	-	3.8%	-	-	-	-	-	8.5%	-	-	-	-	-	11.4%	-	-	-	-	-	8.1%	-

\*Pedestrians and Bicycles on Crosswalk. L: Left, R: Right, T: Thru, U: U-Turn

**Ashland Avenue - Fullerton Avenue - TMC**

Tue Sep 12, 2023

PM Peak (Sep 12 2023 5:15PM - 6:15 PM) - Overall Peak Hour

All Classes (Lights, Single-Unit Trucks, Articulated Trucks, Buses, Pedestrians, Bicycles on Road, Bicycles on Crosswalk)

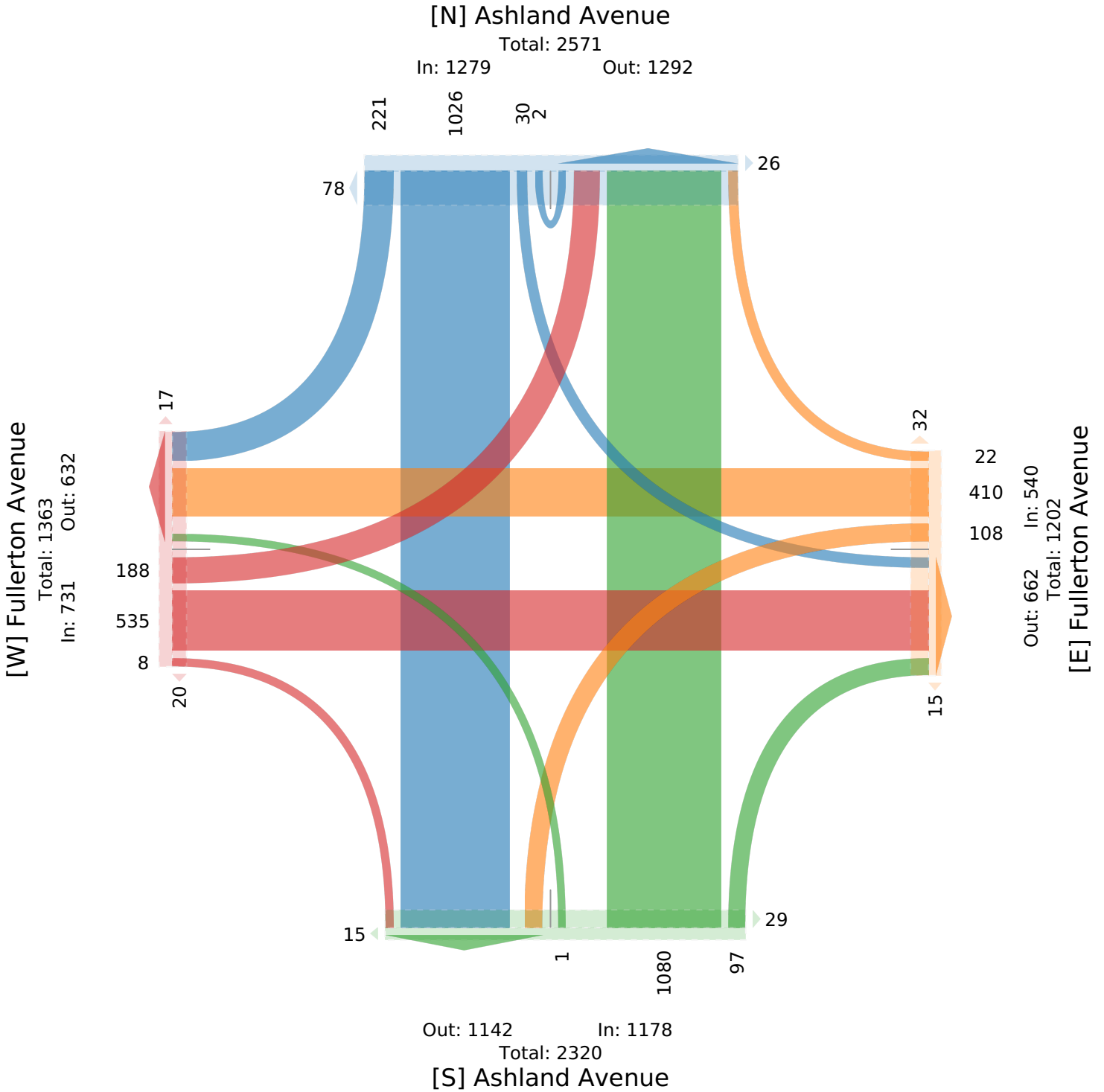
All Movements

ID: 1106913, Location: 41.925191, -87.668131

Provided by: Fish Transportation Group Inc.

1950 N Washington Street, Suite 211,

Naperville, IL, 60563, US



Ashland Avenue - Fullerton Avenue - TMC

Provided by: Fish Transportation Group Inc.  
1950 N Washington Street, Suite 211,  
Naperville, IL, 60563, US

Wed Sep 13, 2023

AM Peak (Sep 13 2023 7:45AM - 8:45 AM)

All Classes (Lights, Single-Unit Trucks, Articulated Trucks, Buses, Pedestrians, Bicycles on Road, Bicycles on Crosswalk)

All Movements

ID: 1106913, Location: 41.925191, -87.668131

Leg Direction	Ashland Avenue Southbound						Fullerton Avenue Westbound						Ashland Avenue Northbound						Fullerton Avenue Eastbound						
Time	R	T	L	U	App	Ped*	R	T	L	U	App	Ped*	R	T	L	U	App	Ped*	R	T	L	U	App	Ped*	Int
2023-09-13 7:45AM	28	284	5	0	317	15	1	116	45	0	162	5	25	238	1	0	264	4	1	103	25	0	129	5	872
8:00AM	24	274	10	0	308	13	2	112	56	0	170	6	27	183	0	0	210	7	4	119	32	1	156	7	844
8:15AM	26	282	11	0	319	14	2	90	43	0	135	5	27	219	0	0	246	8	6	145	28	0	179	12	879
8:30AM	31	283	8	0	322	6	7	105	44	0	156	5	29	218	0	0	247	2	2	121	28	0	151	6	876
<b>Total</b>	109	1123	34	0	1266	48	12	423	188	0	623	21	108	858	1	0	967	21	13	488	113	1	615	30	3471
<b>% Approach</b>	8.6%	88.7%	2.7%	0%	-	-	1.9%	67.9%	30.2%	0%	-	-	11.2%	88.7%	0.1%	0%	-	-	2.1%	79.3%	18.4%	0.2%	-	-	-
<b>% Total</b>	3.1%	32.4%	1.0%	0%	36.5%	-	0.3%	12.2%	5.4%	0%	17.9%	-	3.1%	24.7%	0%	0%	27.9%	-	0.4%	14.1%	3.3%	0%	17.7%	-	-
<b>PHF</b>	0.879	0.989	0.773	-	0.983	-	0.429	0.907	0.835	-	0.912	-	0.931	0.900	0.250	-	0.915	-	0.500	0.844	0.883	0.250	0.860	-	0.988
<b>Lights</b>	106	1087	33	0	1226	-	10	408	182	0	600	-	101	804	1	0	906	-	12	464	103	1	580	-	3312
<b>% Lights</b>	97.2%	96.8%	97.1%	0%	96.8%	-	83.3%	96.5%	96.8%	0%	96.3%	-	93.5%	93.7%	100%	0%	93.7%	-	92.3%	95.1%	91.2%	100%	94.3%	-	95.4%
<b>Single-Unit Trucks</b>	3	16	0	0	19	-	2	4	5	0	11	-	5	36	0	0	41	-	0	10	5	0	15	-	86
<b>% Single-Unit Trucks</b>	2.8%	1.4%	0%	0%	1.5%	-	16.7%	0.9%	2.7%	0%	1.8%	-	4.6%	4.2%	0%	0%	4.2%	-	0%	2.0%	4.4%	0%	2.4%	-	2.5%
<b>Articulated Trucks</b>	0	9	1	0	10	-	0	1	0	0	1	-	2	6	0	0	8	-	0	3	4	0	7	-	26
<b>% Articulated Trucks</b>	0%	0.8%	2.9%	0%	0.8%	-	0%	0.2%	0%	0%	0.2%	-	1.9%	0.7%	0%	0%	0.8%	-	0%	0.6%	3.5%	0%	1.1%	-	0.7%
<b>Buses</b>	0	11	0	0	11	-	0	8	0	0	8	-	0	11	0	0	11	-	0	6	1	0	7	-	37
<b>% Buses</b>	0%	1.0%	0%	0%	0.9%	-	0%	1.9%	0%	0%	1.3%	-	0%	1.3%	0%	0%	1.1%	-	0%	1.2%	0.9%	0%	1.1%	-	1.1%
<b>Bicycles on Road</b>	0	0	0	0	0	-	0	2	1	0	3	-	0	1	0	0	1	-	1	5	0	0	6	-	10
<b>% Bicycles on Road</b>	0%	0%	0%	0%	0%	-	0%	0.5%	0.5%	0%	0.5%	-	0%	0.1%	0%	0%	0.1%	-	7.7%	1.0%	0%	0%	1.0%	-	0.3%
<b>Pedestrians</b>	-	-	-	-	-	45	-	-	-	-	-	20	-	-	-	-	-	20	-	-	-	-	-	29	-
<b>% Pedestrians</b>	-	-	-	-	-	93.8%	-	-	-	-	-	95.2%	-	-	-	-	-	95.2%	-	-	-	-	-	96.7%	-
<b>Bicycles on Crosswalk</b>	-	-	-	-	-	3	-	-	-	-	-	1	-	-	-	-	-	1	-	-	-	-	-	1	-
<b>% Bicycles on Crosswalk</b>	-	-	-	-	-	6.3%	-	-	-	-	-	4.8%	-	-	-	-	-	4.8%	-	-	-	-	-	3.3%	-

\* Pedestrians and Bicycles on Crosswalk. L: Left, R: Right, T: Thru, U: U-Turn

**Ashland Avenue - Fullerton Avenue - TMC**

Wed Sep 13, 2023

AM Peak (Sep 13 2023 7:45AM - 8:45 AM)

All Classes (Lights, Single-Unit Trucks, Articulated Trucks, Buses, Pedestrians, Bicycles on Road, Bicycles on Crosswalk)

All Movements

ID: 1106913, Location: 41.925191, -87.668131

Provided by: Fish Transportation Group Inc.

1950 N Washington Street, Suite 211,

Naperville, IL, 60563, US

